

# VertexDr

## EVIDENCE-BASED PRACTICE MANAGEMENT

June 8 – 9, 2017 | VertexDr Client Forum

David Reimer, Director of Channel Partnerships, PrecisionBI

a MERIDIAN MEDICAL MANAGEMENT company

# Proprietary Rights

This document is the confidential property of Meridian Medical Management. No part of this document may be reproduced in any form, by Photostat, microfilm, xerography, or any other means, or incorporated into any information retrieval system, electronic or mechanical, without the written permission of Meridian Medical Management. Inquiries regarding copying and/or using the materials contained in this document outside of the limited scope described herein should be addressed to:

Meridian Medical Management  
1095 Day Hill Road  
Windsor, CT 01095



Please silence or turn off all  
electronic devices at this time.

**THANK YOU**



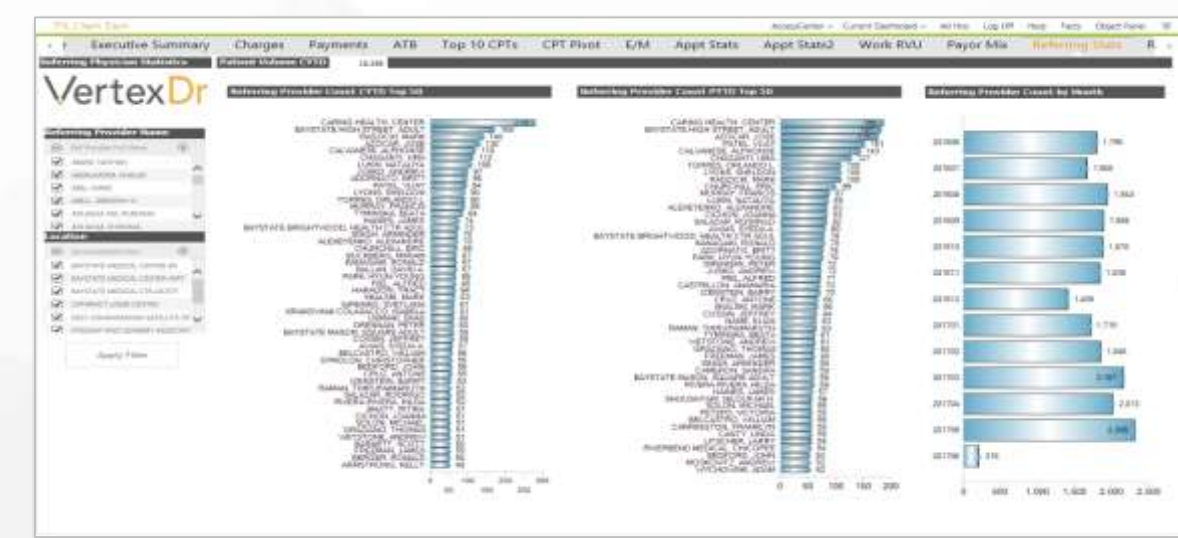
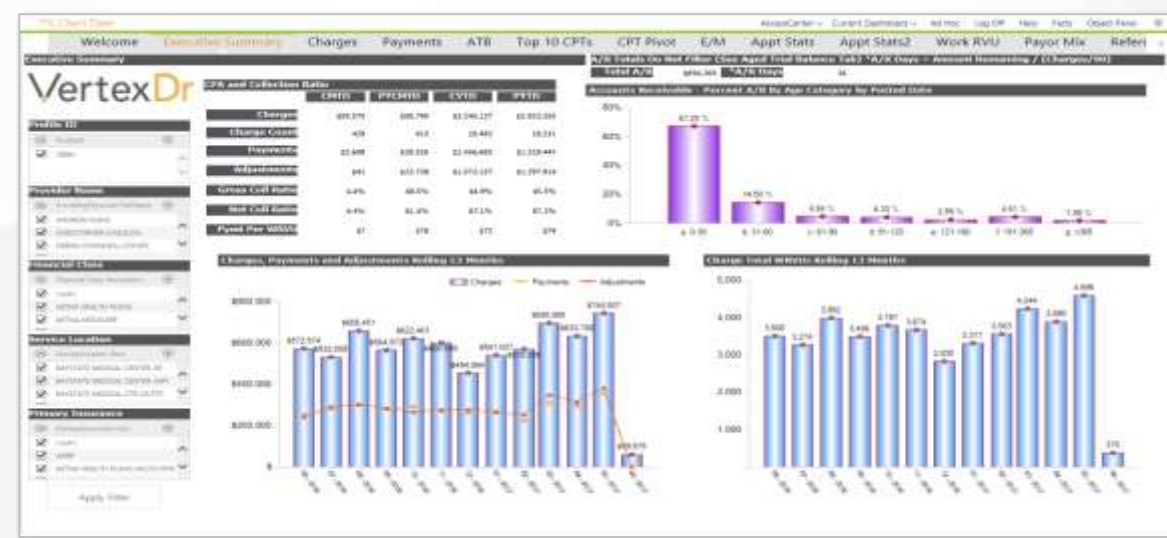
# Topic: Evidence-based Practice Management Using VertexDr and PrecisionBI

*The accumulation of data today is huge and quickly being recognized as one of your most valuable assets as you move into the world of Value-based Care. What you do with all of this data – how you learn from it and adapt – is the key to success.*

“Taking Our Pulse”

“Asking and Answering My Own Questions”

“Working With My Data Myself”



Hmmm ...





I'm not kidding ...



# Let's Talk About ...

**#LEADERSHIPINSOMNIA**

**PROCAFFEINATING**

(n.) the tendency to not start anything until you've had a cup of coffee.





# VertexDr Analytics

Powered by  
**PrecisionBI**

***PrecisionBI has provided Evidence-based Practice Management solutions to over 375 practices and over 50,000 providers since 1993\*!***



***The Same Reporting and Analytics Platform used by  Allscripts™ &  GE Healthcare  
Now Available for All Practices Using VertexDr!***

\* PBI has designed & built solutions for the majority of the Top 10 PM/EHR vendors in partnership with strategic partners across healthcare.



# What is Evidence-based Practice Management?

*Driving Strategic Cost Containment and Increased Revenue*

- Streamlined Operational Efficiency
- Increased Productivity and Accountability
- Revenue Acceleration and Optimization
- Outcomes Improvements for Wellness and Care Management

# Evidence-based Practice Management Success

*Driving Strategic Cost Containment and Increased Revenue*

## Financial Success Stories

- ✓ Underpayments recovered (1 year)
- ✓ Additional charges by analyzing Charges vs. Payments by Payer
- ✓ Additional revenue by identifying under-coding (10% providers)
- ✓ Additional revenue from lost procedure and consult charges

## Clinical Success Stories

- ✓ Improved Productivity and Patient Care
- ✓ MU/PCMH Certification and Registry
- ✓ MACRA/MIPS/CPC+ Readiness



# VertexDr Analytics

What is It? How Can I Use It?



- ✓ Extensive Dashboard & Reports Suite \*
- ✓ Ad hoc Search, Report, and Design Options
- ✓ 100% Client Customizable
- ✓ Value-added Services and Consulting Available

★ **Dashboards INCLUDED for RCM Clients, All Features Available By Subscription or for Licensing**

# VertexDr Analytics

What Can I Do ... How Do I Benefit?

“Taking Our Pulse”


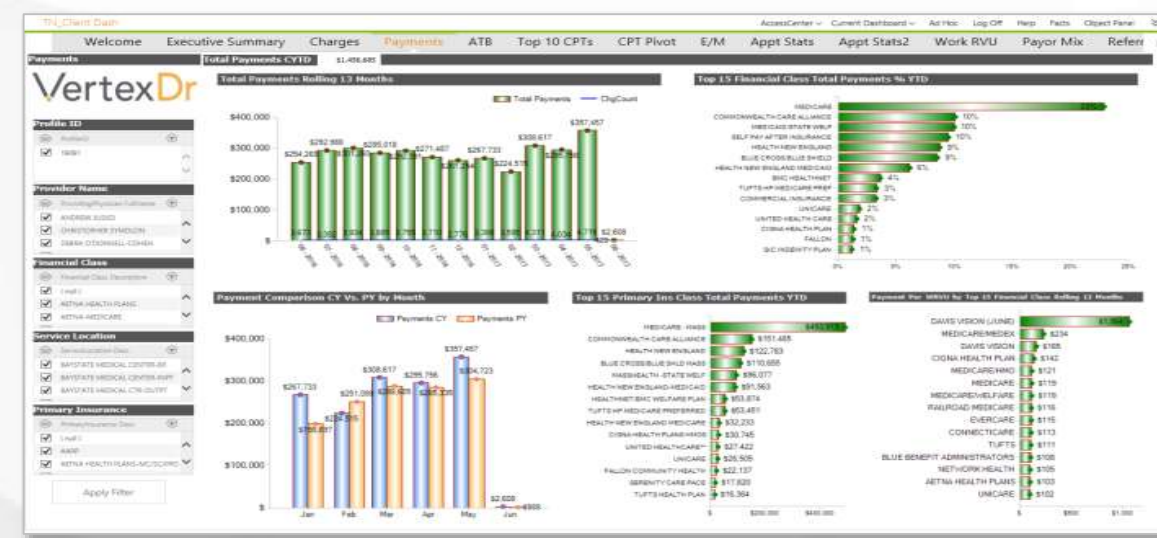
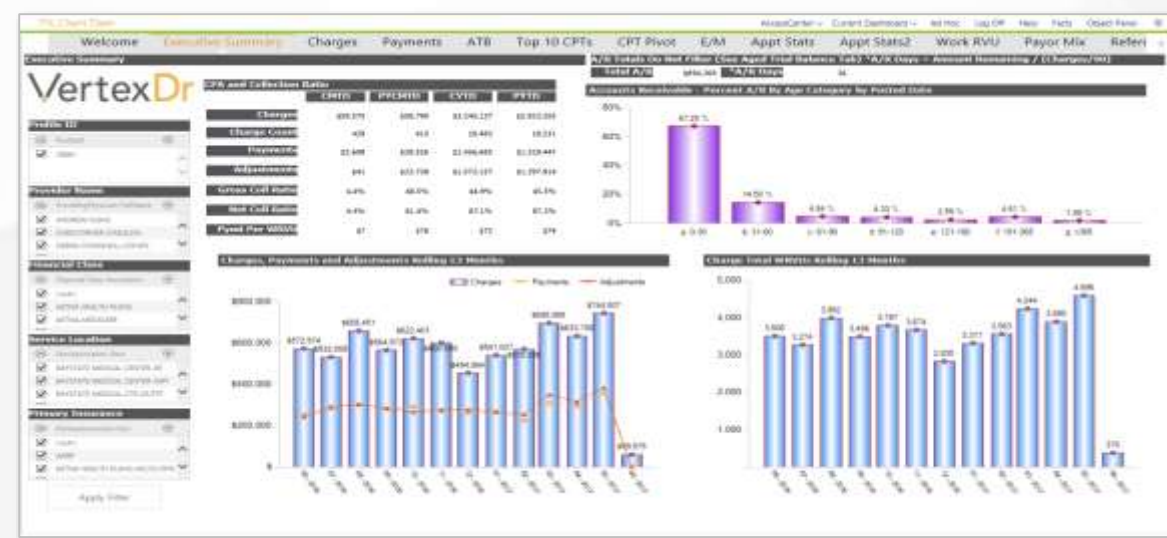
*Robust Financial & Clinical Dashboards*

“Asking and Answering My Own Questions”

*Drilling Into KPIs, Running Reports*

“Working With My Data Myself”

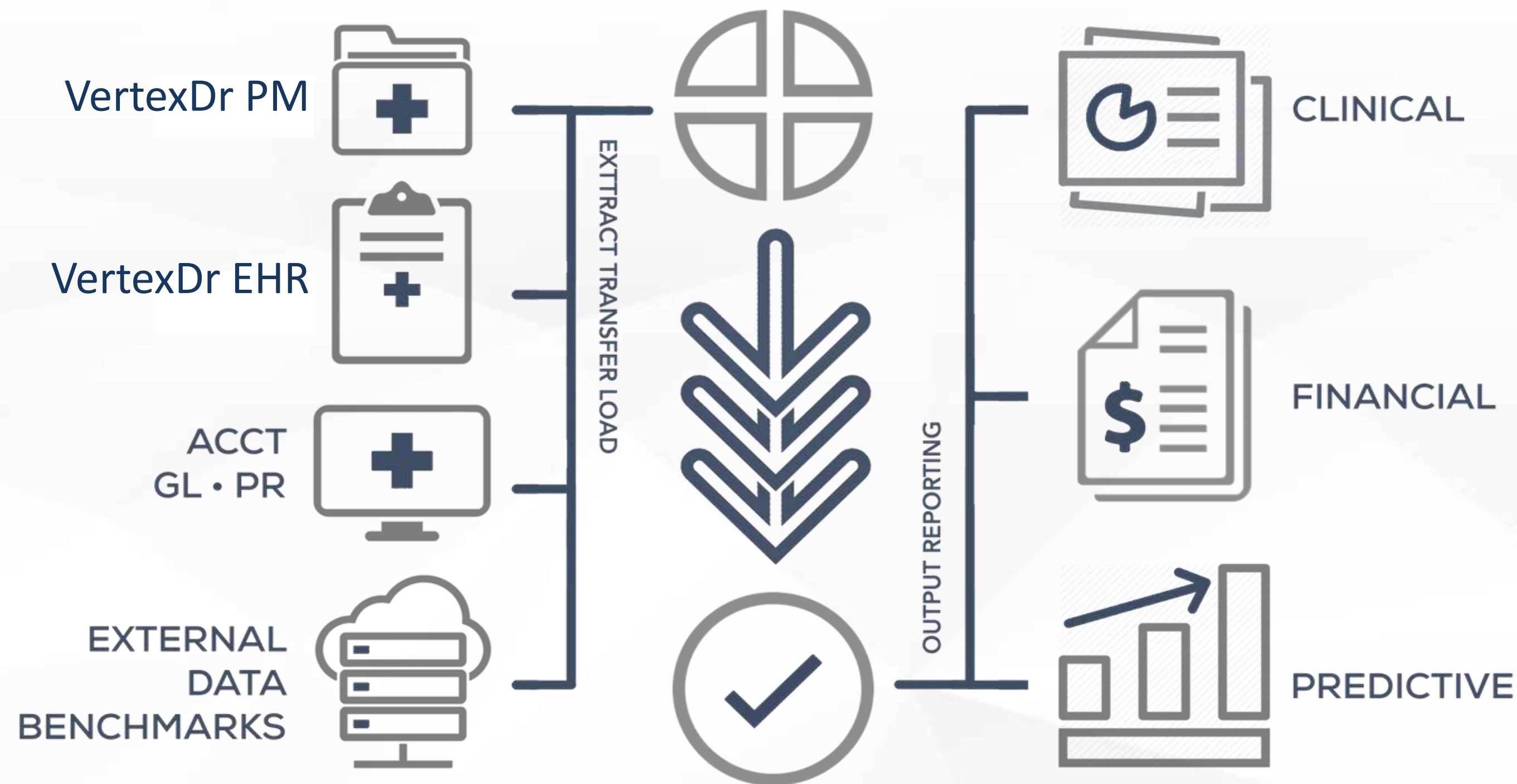
*Searching, Designing, Running Yourself*





# VertexDr Analytics

What is it? ... “Technically Speaking” ... Healthcare Enterprise Data Warehouse



Powered by  
**PrecisionBI**

- Complete Software Suite
  - ✓ Ad hoc Searches & Reports
  - ✓ Scheduled Delivery
  - ✓ On-line Dashboards
- Pre-built Data Warehouse
  - ✓ ETLs
  - ✓ Data Models
  - ✓ “Out of the Box” Deliverables
  - ✓ Hosted SaaS or On-premise
- 100% Client Customizable

# VertexDr Analytics


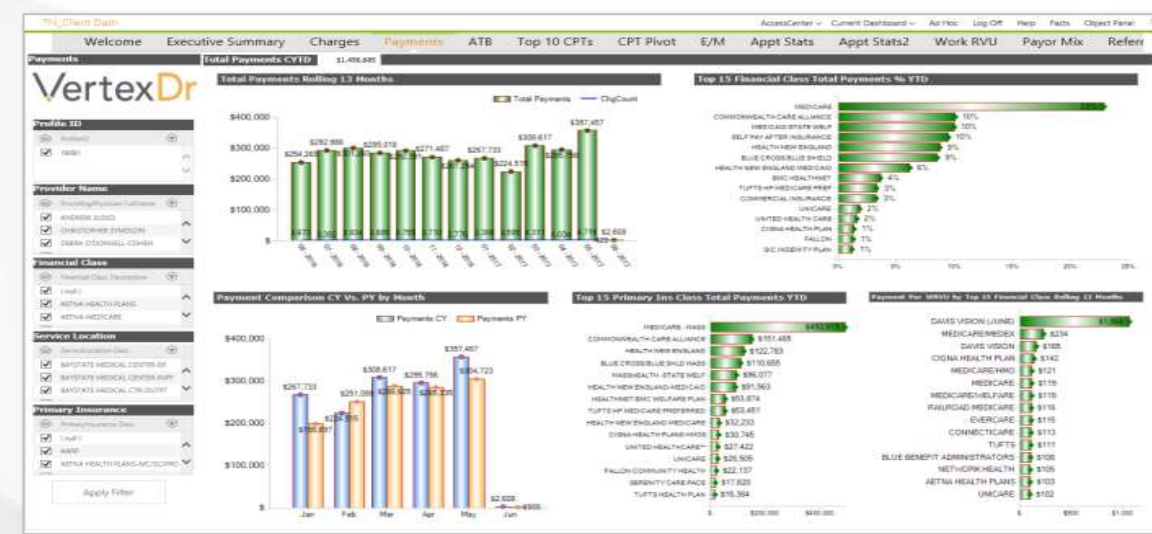
What is It? ... “Practically Speaking” ... Single Source of Truth 24/7/365

## ★ Financial Metrics

- Executive Summary
- Charges, Payments, Adjustments
- RVUs, A/R, Scheduling
- CPT Code Analysis
- Productivity Analysis
- Coding Bell Curves

## Clinical Metrics

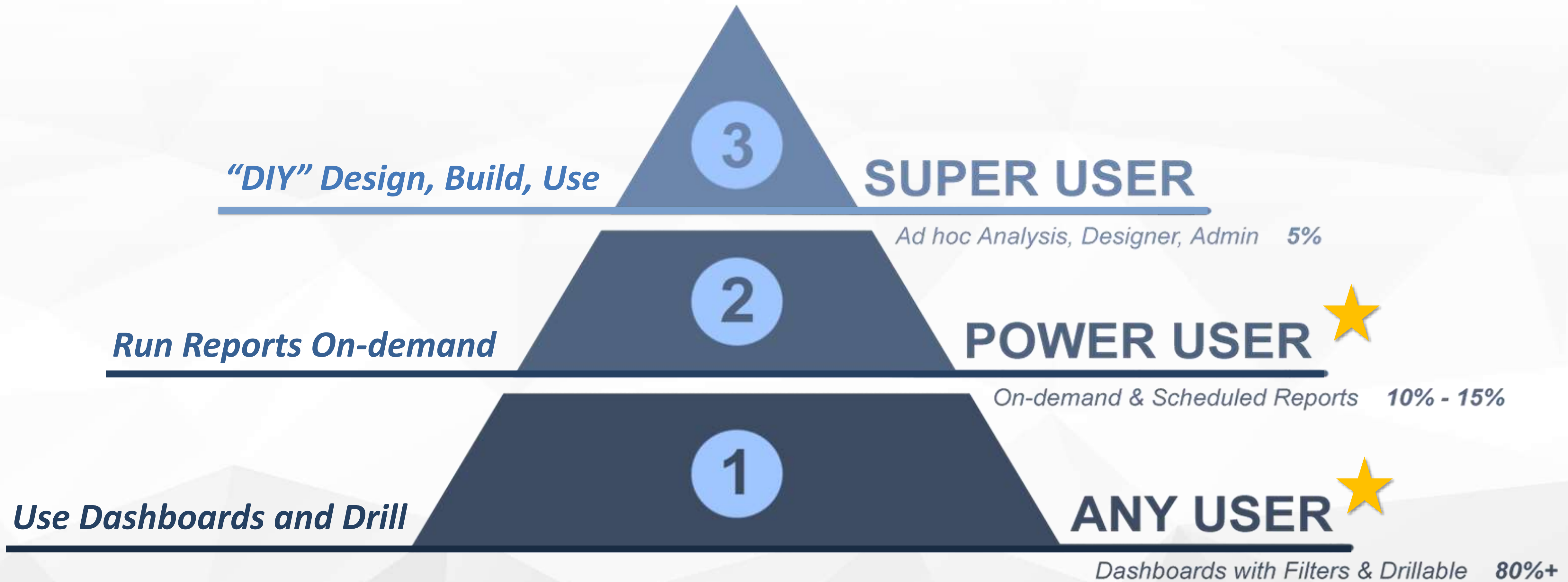
- Disease Management
- Preventive Health
- MU, PCMH, ACO, MACRA KPIs
- Specialty Clinical Metrics
- Combined Financial/Clinical Data Model, Reports, Dashboards





# VertexDr Analytics

## Who Can I Use It?

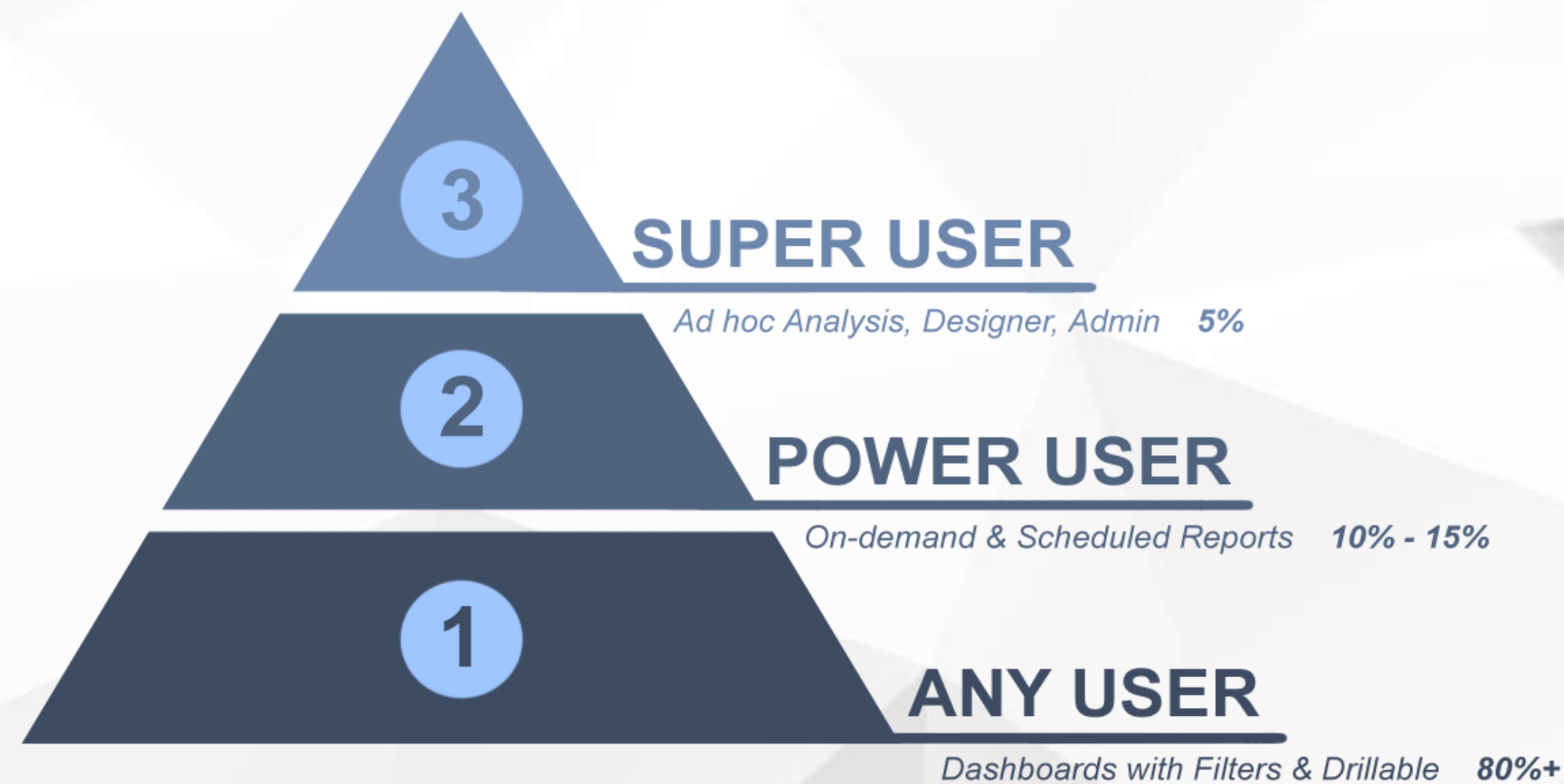


# VertexDr Reporting Demonstration

*“It’s not about the data. It’s all about the DATA!”*

*“This our way to provide a level of ‘controlled transparency’.”*

- Executive Overview Dashboards
- Filtering, Drill-down and Drill-through Capabilities





# VertexDr Analytics

OK ... So, What Does It Cost?

## Options Available:

- ✓ Dashboards Only
- ✓ Dashboards + Design Suite
- ✓ Value-adds & Customizations

## Systems-only

\$75 ppm

\$99 ppm

By Quote

## RCM

INCLUDED!

\$99 ppm

By Quote

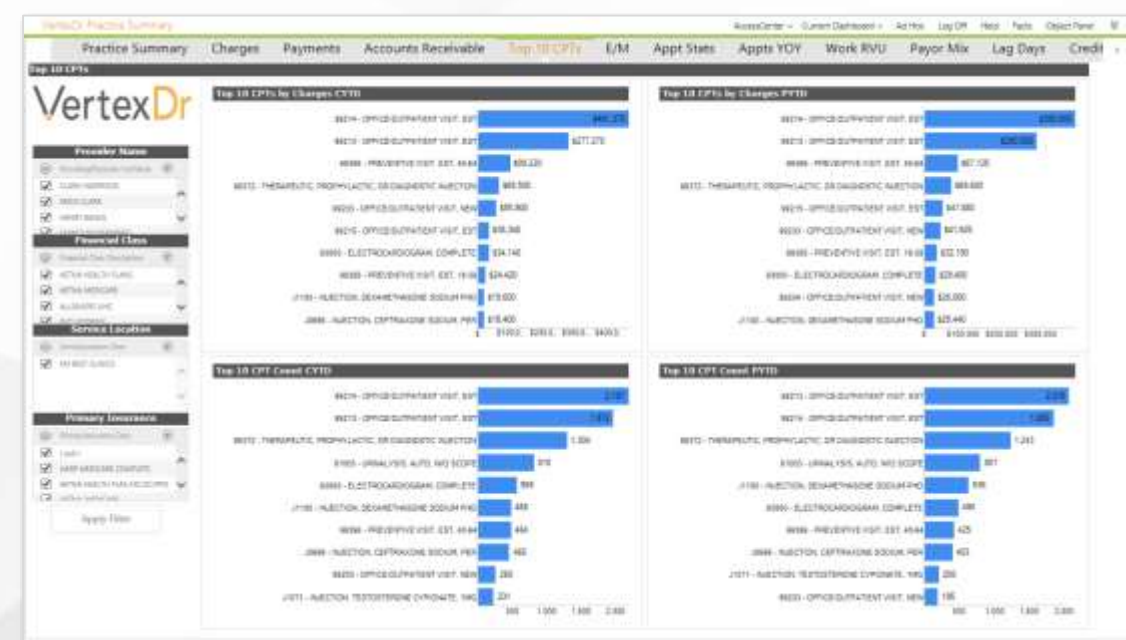


***Sign up today and save 25% on your first year, or log a case in Mtrak after the Client Forum!***

# VertexDr Analytics

## What Else Can We Do With It?

- ✓ Advanced Denials Management Dashboards and Consulting
- ✓ Advanced Practice Management/Revenue Acceleration Dashboards
- ✓ Quality Metrics Analyses and Trending Dashboards and Reports
- ✓ Integrated Benchmark, Patient Satisfaction, Budget Variance Metrics
- ✓ Practice-specific Workflow Analysis and Content Development Services
- ✓ Predictive Modeling and Patient Risk Analysis Value-adds





# Presentation Available Post Forum



VertexDr

VERTEXDR TRAINING PORTAL



# VertexDr

# THANK YOU!

[vertexdr.com](http://vertexdr.com) | 1.800.327.0955

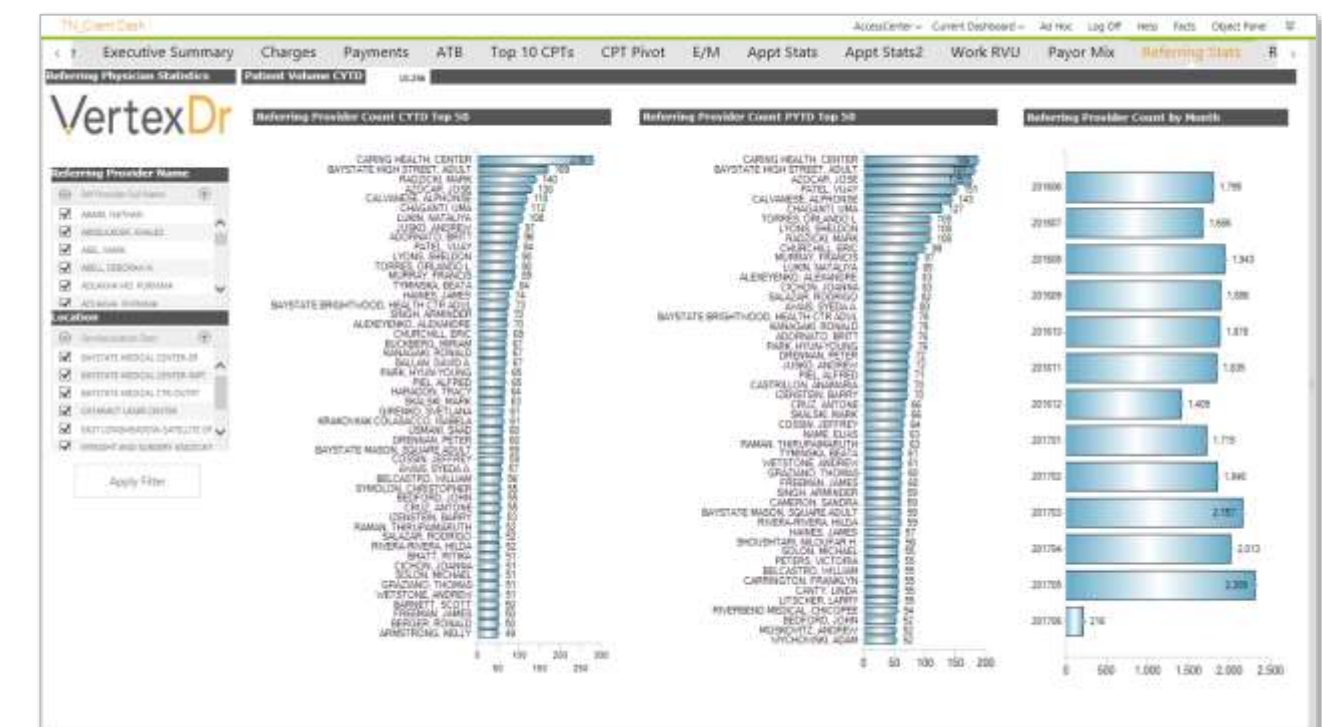
a MERIDIAN MEDICAL MANAGEMENT company



# Appendix

VertexDr

Dashboard Screenshots





Executive Summary

A/R Totals Do Not Filter (See Aged Trial Balance Tab) \*A/R Days = Amount Remaining / (Charges/90)

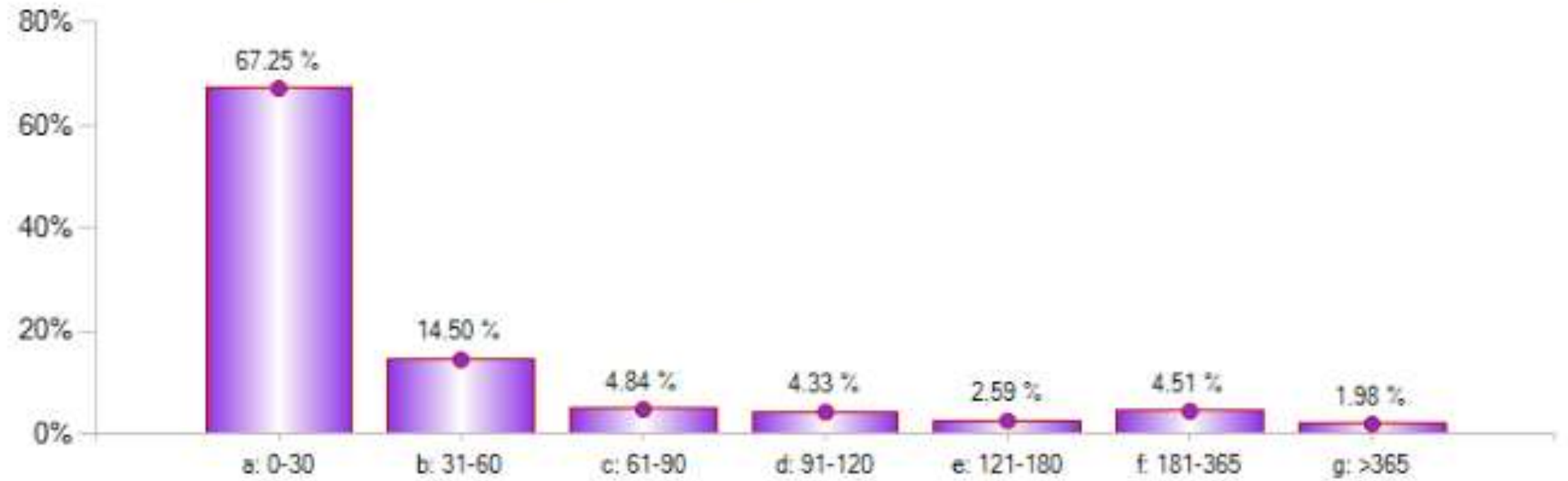
Total A/R \$894,369 \*A/R Days 36



CPA and Collection Ratio

	CMTD	PYCMTD	CYTD	PYTD
<b>Charges</b>	\$59,575	\$58,790	\$3,245,137	\$2,923,205
<b>Charge Count</b>	429	415	20,483	18,231
<b>Payments</b>	\$2,608	\$28,526	\$1,456,685	\$1,329,447
<b>Adjustments</b>	\$41	\$23,738	\$1,572,157	\$1,397,914
<b>Gross Coll Ratio</b>	4.4%	48.5%	44.9%	45.5%
<b>Net Coll Ratio</b>	4.4%	81.4%	87.1%	87.2%
<b>Pymt Per WRVU</b>	\$7	\$78	\$73	\$74

Accounts Receivable - Percent A/R By Age Category by Posted Date



Profile ID

ProfileID  
 19091

Provider Name

ProvidingPhysician FullName  
 ANDREW JUSKO  
 CHRISTOPHER SYMOLON  
 DEBRA O'DONNELL-COHEN

Financial Class

Financial Class Description  
 ( null )  
 AETNA HEALTH PLANS  
 AETNA-MEDICARE

Service Location

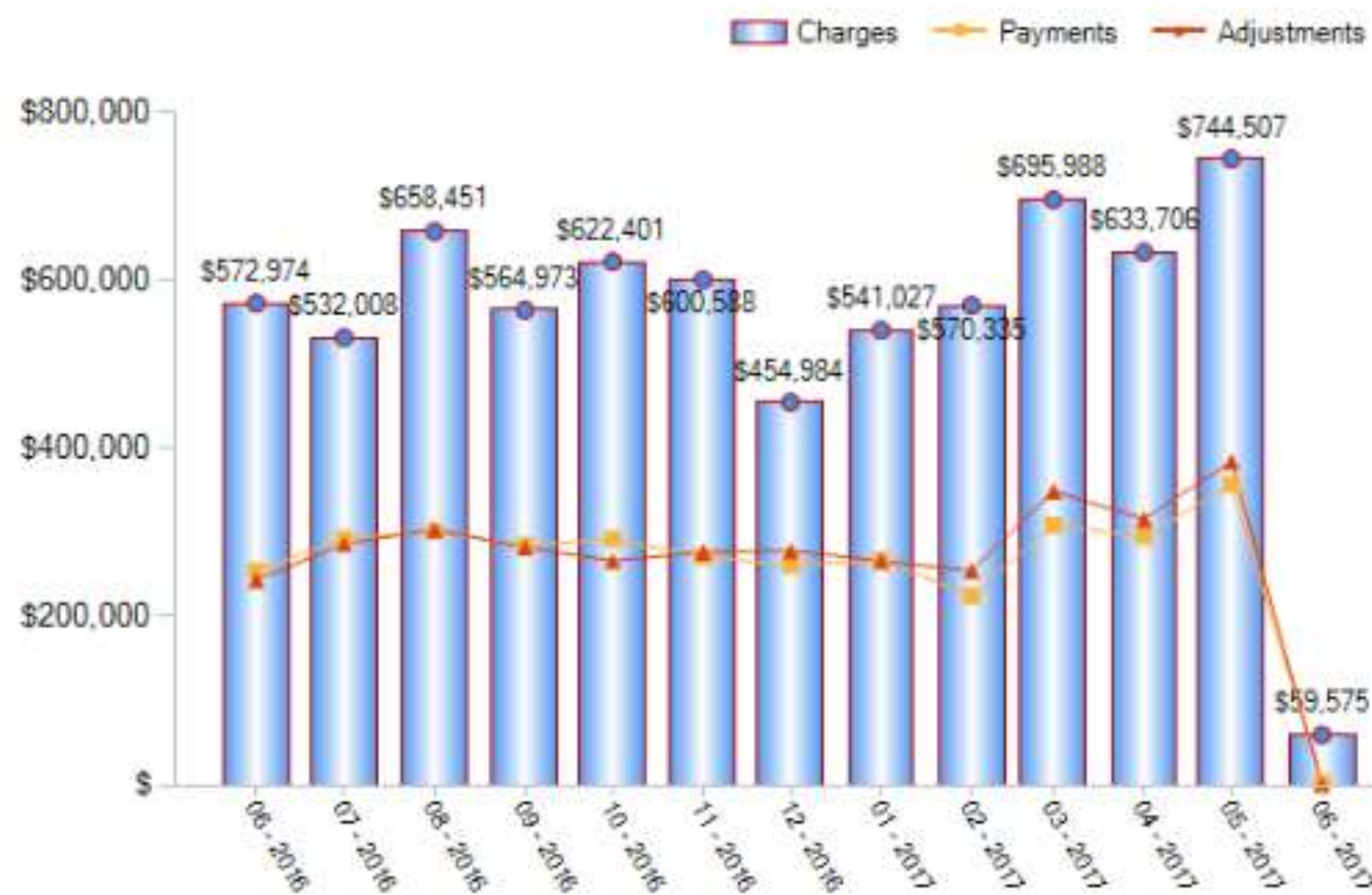
ServiceLocation Desc  
 BAYSTATE MEDICAL CENTER-ER  
 BAYSTATE MEDICAL CENTER-INPT  
 BAYSTATE MEDICAL CTR-OUTPT

Primary Insurance

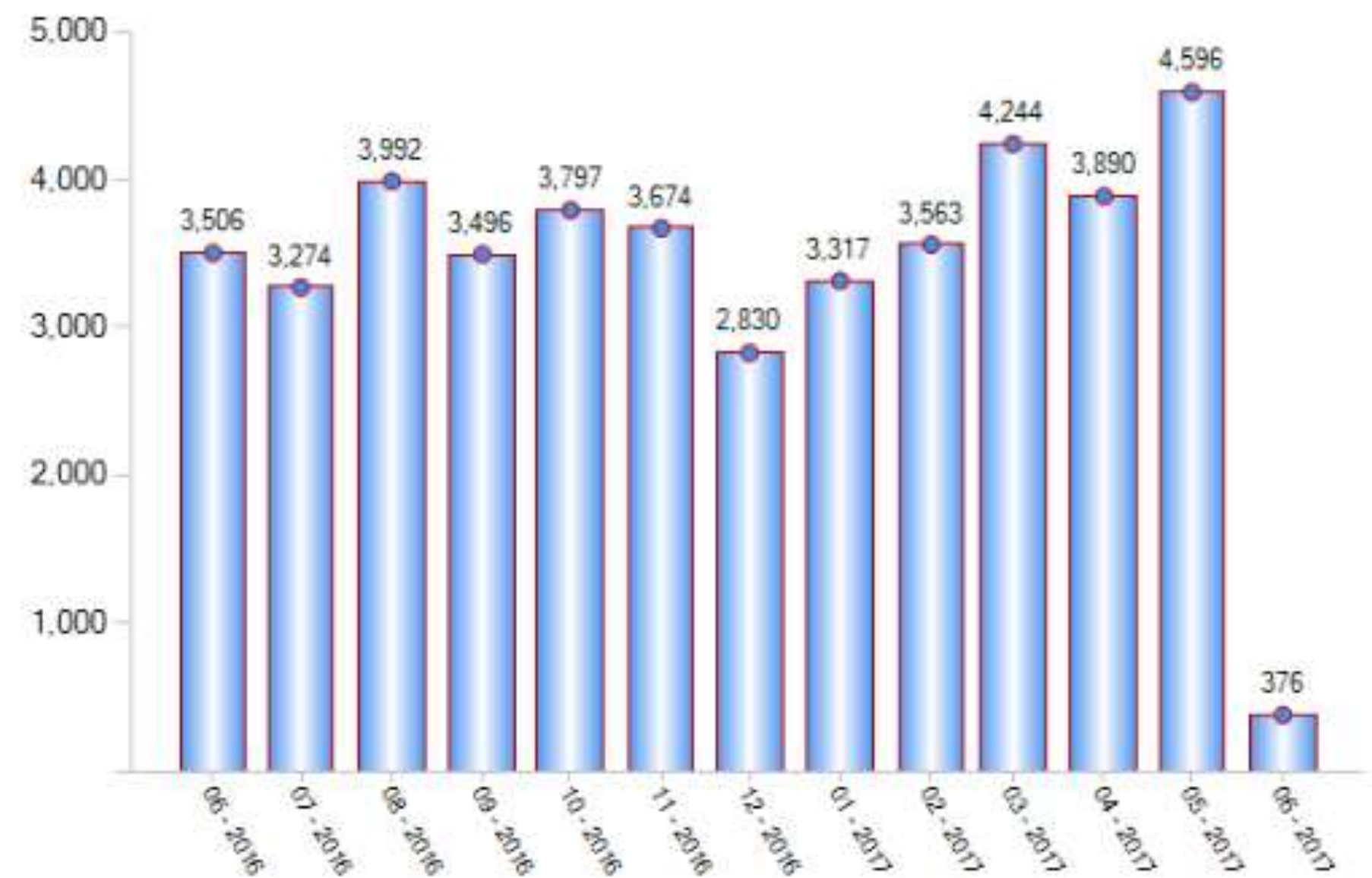
PrimaryInsurance Desc  
 ( null )  
 AARP  
 AETNA HEALTH PLANS-MC/SC/PPO

Apply Filter

Charges, Payments and Adjustments Rolling 13 Months



Charge Total WRVUs Rolling 13 Months





**Charges** Total Charges YTD \$3,245,137 Charge Count YTD 20,483



**Profile ID**

ProfileID  
 19091

**Provider Name**

ProvidingPhysician FullName  
 ANDREW JUSKO  
 CHRISTOPHER SYMOLON  
 DEBRA O'DONNELL-COHEN

**Financial Class**

Financial Class Description  
 ( null )  
 AETNA HEALTH PLANS  
 AETNA-MEDICARE

**Service Location**

ServiceLocation Desc  
 BAYSTATE MEDICAL CENTER-ER  
 BAYSTATE MEDICAL CENTER-INPT  
 BAYSTATE MEDICAL CTR-OUTPT

**Primary Insurance**

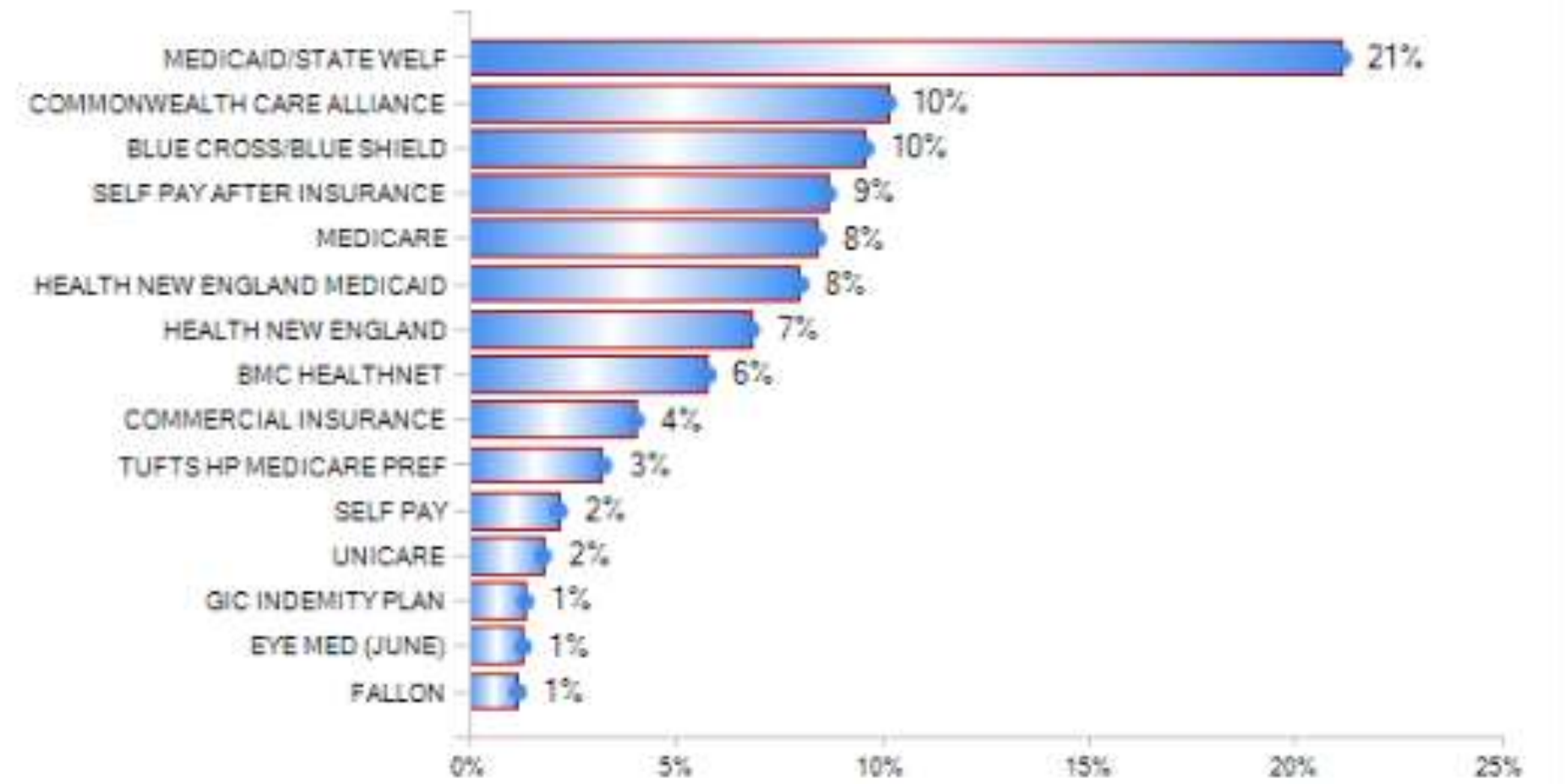
Primaryinsurance Desc  
 ( null )  
 AARP  
 AETNA HEALTH PLANS-MC/SC/PPO

Apply Filter

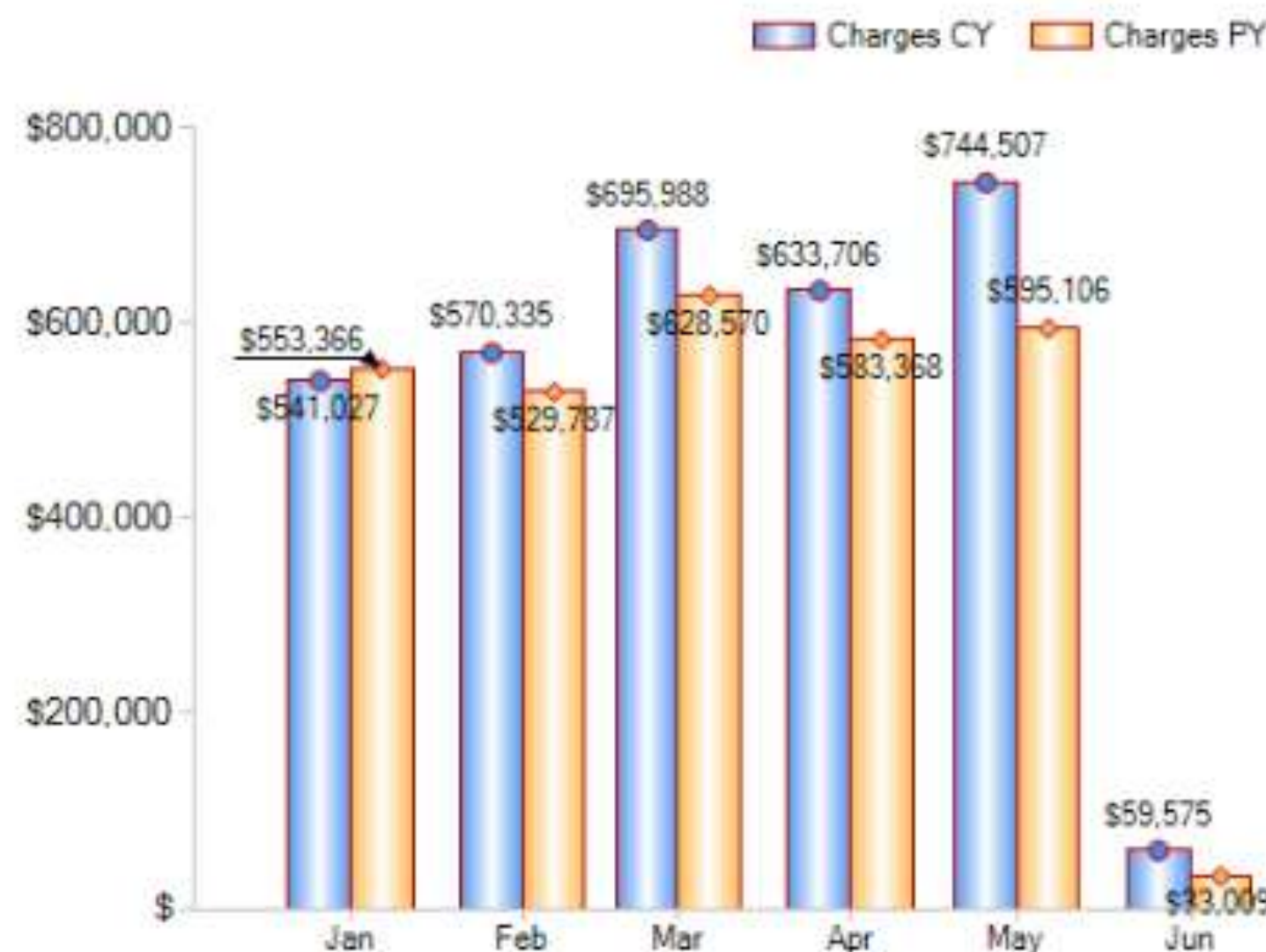
**Charges Rolling 13 Months**



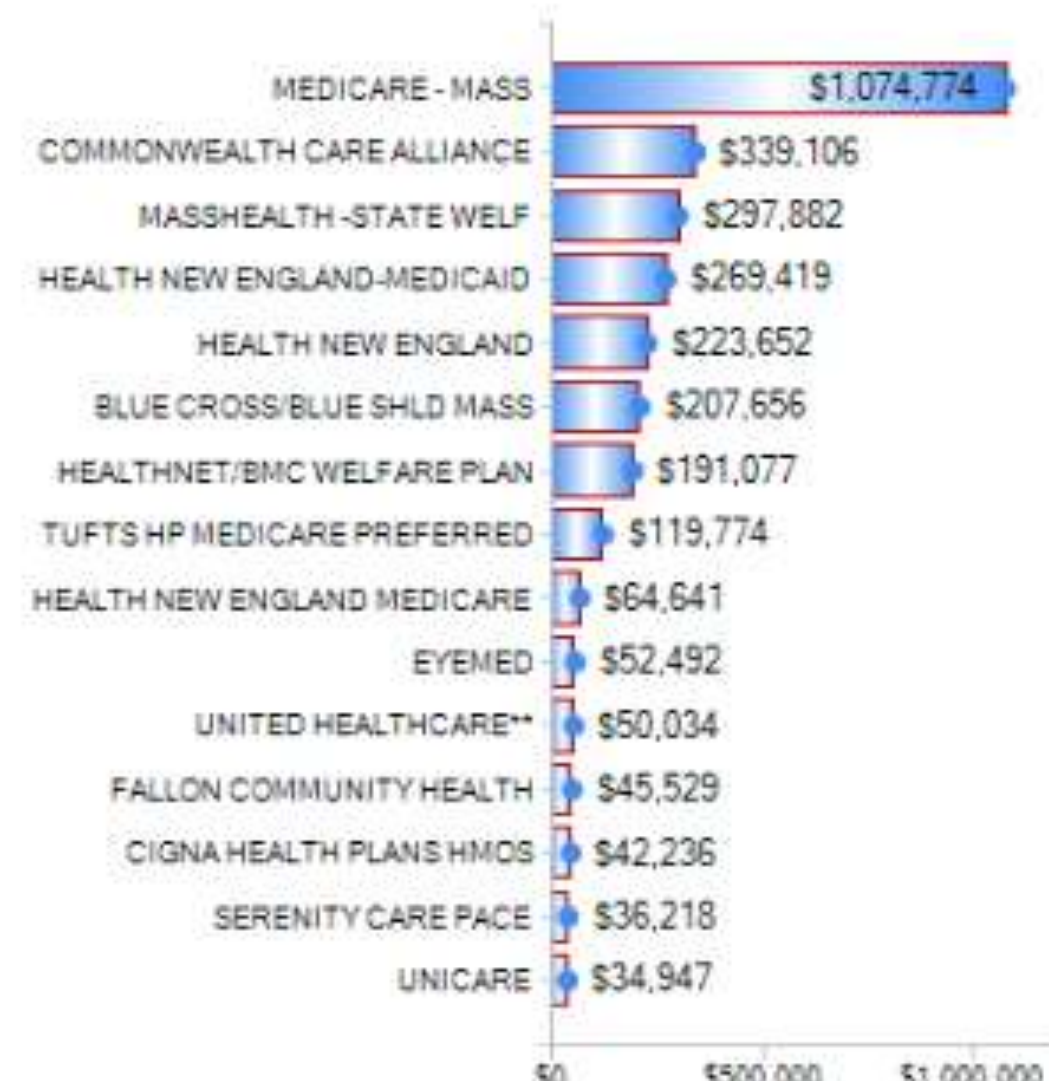
**Top 15 Financial Class Charge % YTD**



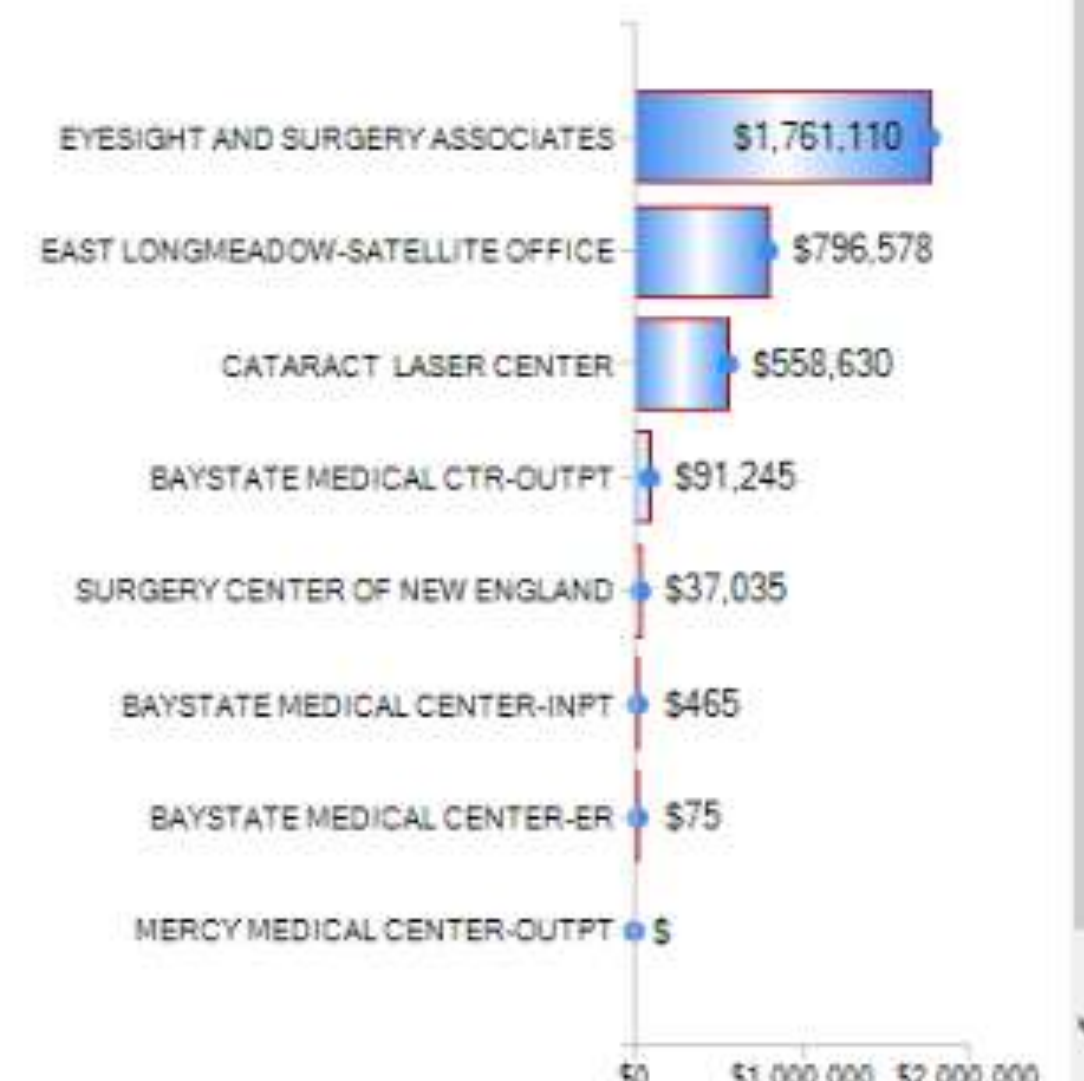
**Charge Comparison CY Vs. PY by Month**



**Top 15 Primary Insurance Class Charges YTD**



**Top 15 Service Locations by Charges YTD**





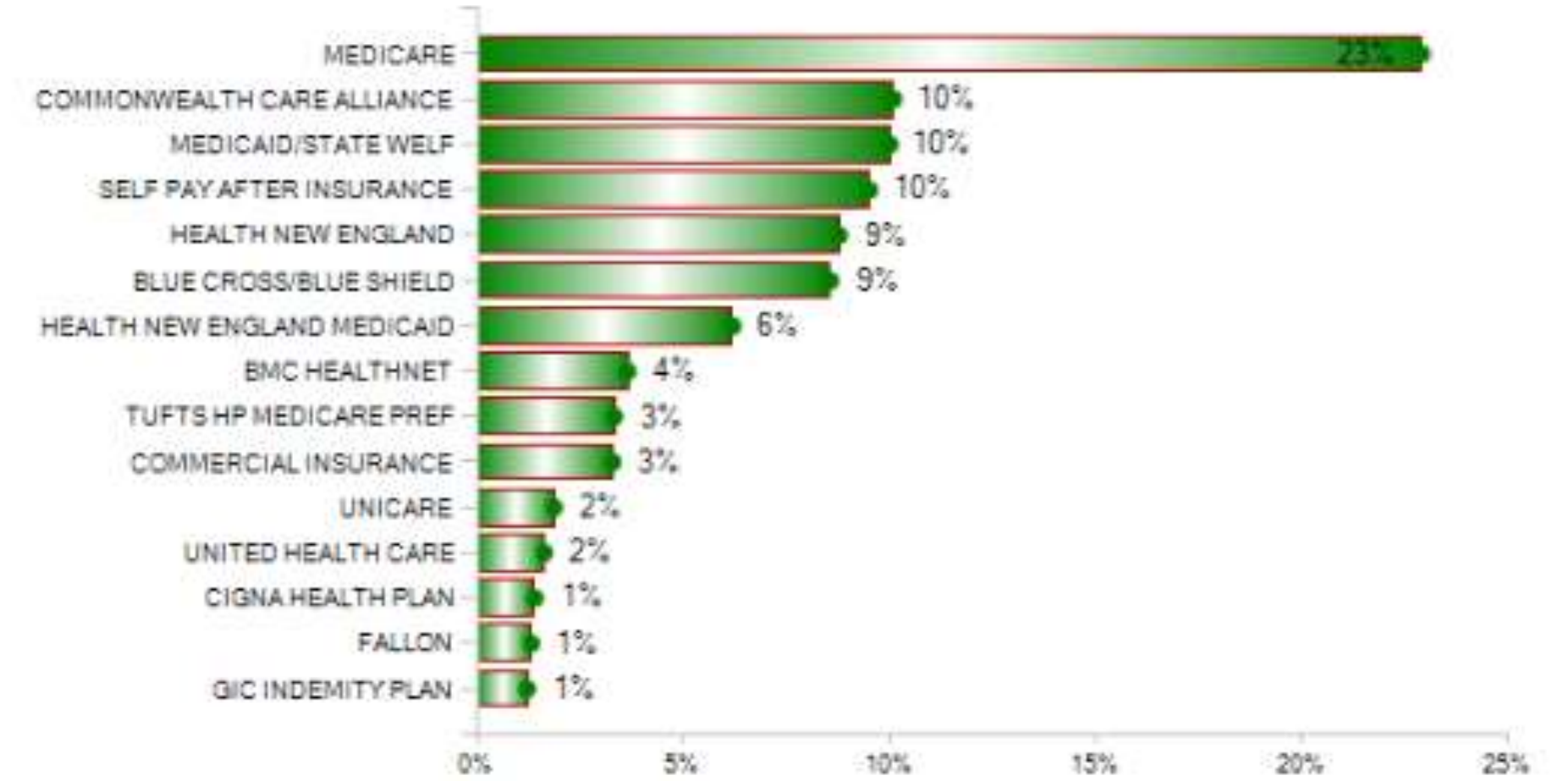
**Payments** **Total Payments CYTD** \$1,456,685



**Total Payments Rolling 13 Months**



**Top 15 Financial Class Total Payments % YTD**



**Profile ID**

ProfileID  
 19091

**Provider Name**

ProvidingPhysician.FullName  
 ANDREW JUSKO  
 CHRISTOPHER SYMOLON  
 DEBRA O'DONNELL-COHEN

**Financial Class**

Financial Class Description  
 ( null )  
 AETNA HEALTH PLANS  
 AETNA-MEDICARE

**Service Location**

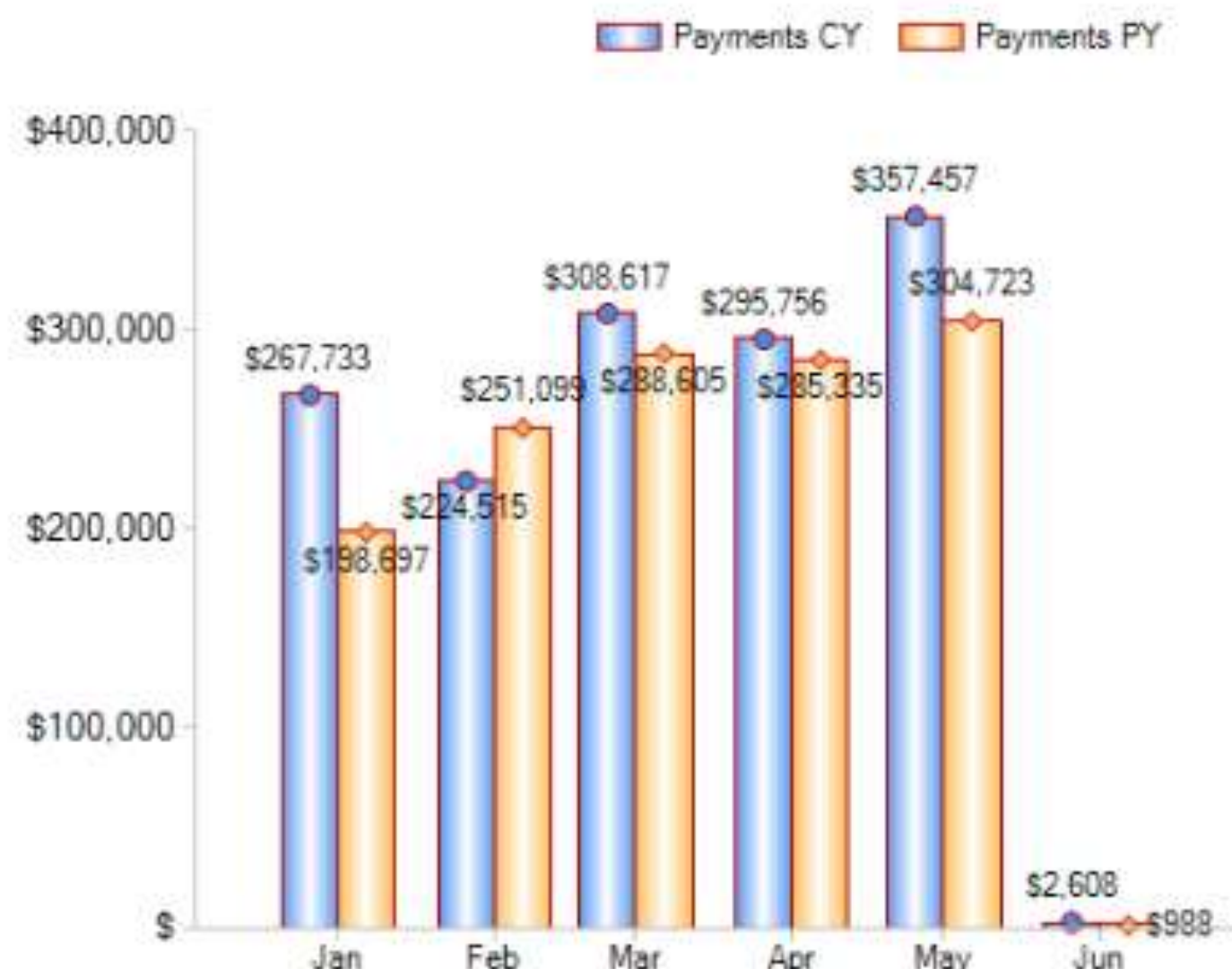
ServiceLocation.Desc  
 BAYSTATE MEDICAL CENTER-ER  
 BAYSTATE MEDICAL CENTER-INPT  
 BAYSTATE MEDICAL CTR-OUTPT

**Primary Insurance**

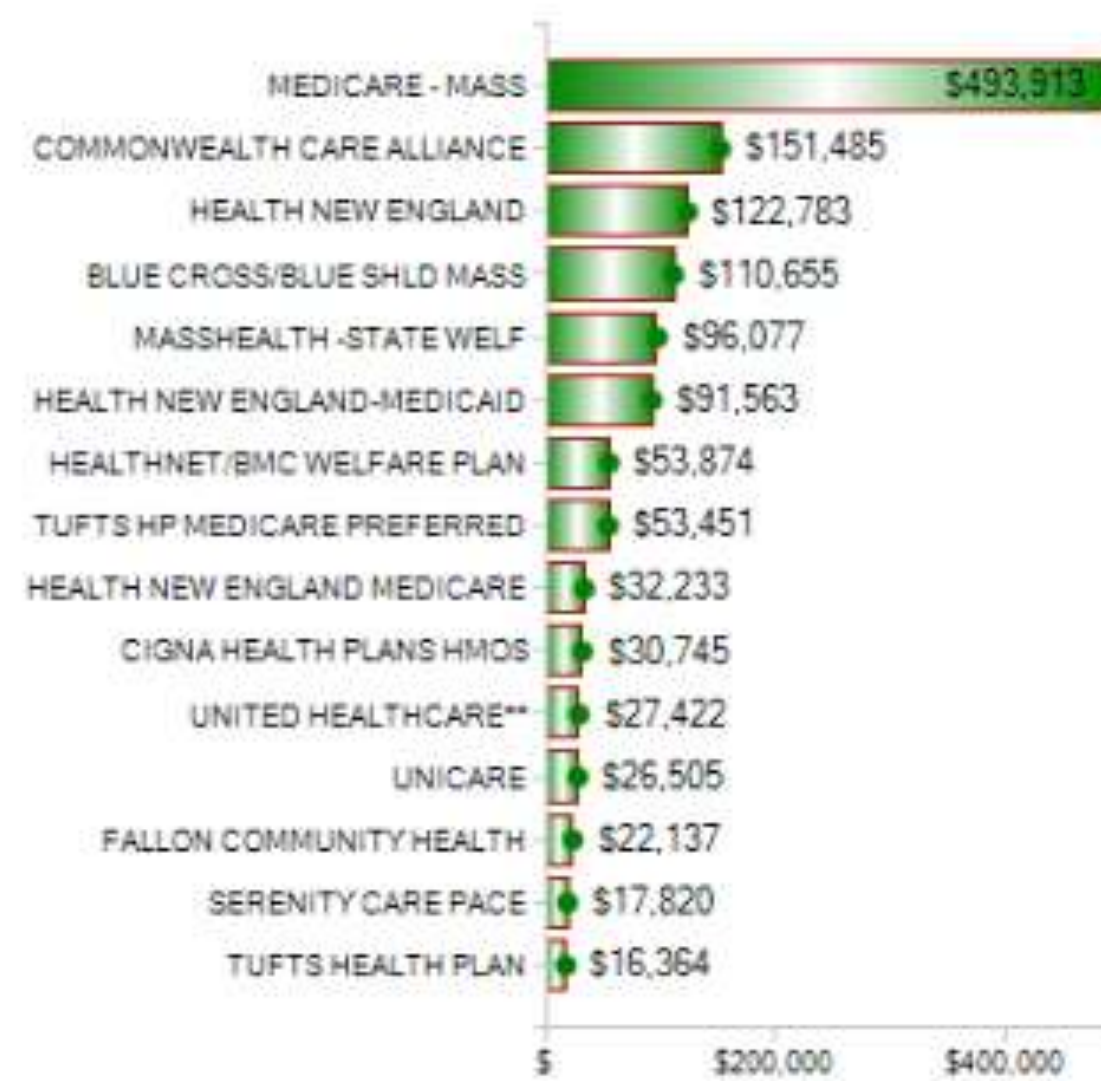
PrimaryInsurance.Desc  
 ( null )  
 AARP  
 AETNA HEALTH PLANS-MC/SC/PPO

Apply Filter

**Payment Comparison CY Vs. PY by Month**



**Top 15 Primary Ins Class Total Payments YTD**



**Payment Per WRVU by Top 15 Financial Class Rolling 12 Months**





Aged Trial Balance by Posted Date **Total A/R** \$894,369 **Patient Resp** \$83,634 **Insurance Resp** \$810,735 **\*A/R Days** 36 **\*A/R Days = Amount Remaining / (Charges/90)**



**Profile Name**

- ProfilePracticeAddressName
- ANDREW JUSKO, MD

**Provider Name**

- ProvidingPhysician\_FullName
- ANDREW JUSKO
- CHRISTOPHER SYMOLON
- DEBRA O'DONNELL-COHEN

**Financial Class**

- Financial Class Description
- AETNA HEALTH PLANS
- AETNA-MEDICARE
- APPEAL

**Service Location**

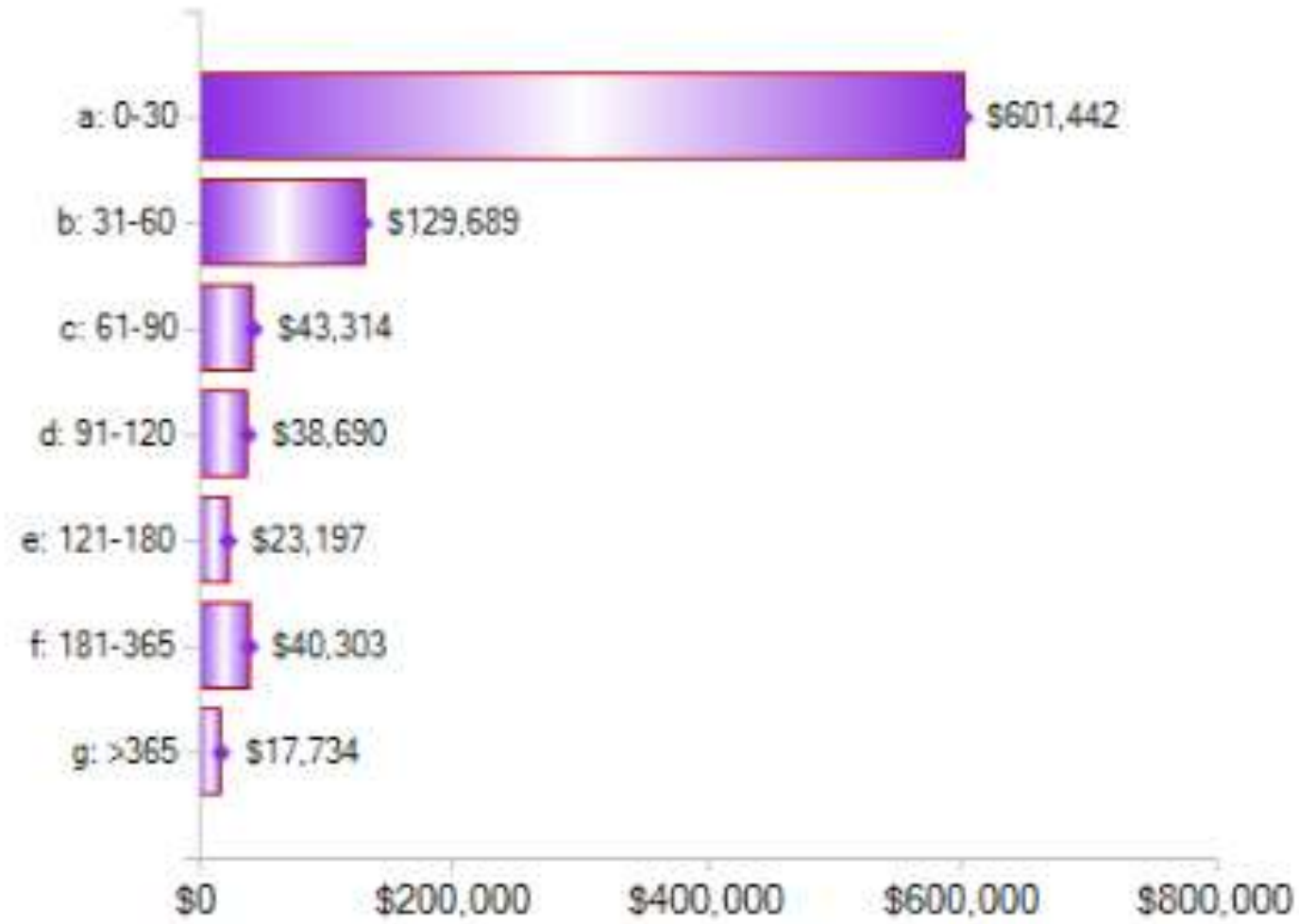
- ServiceLocation Desc
- BAYSTATE MEDICAL CENTER-INPT
- BAYSTATE MEDICAL CTR-OUTPT
- CATARACT LASER CENTER

**Primary Insurance**

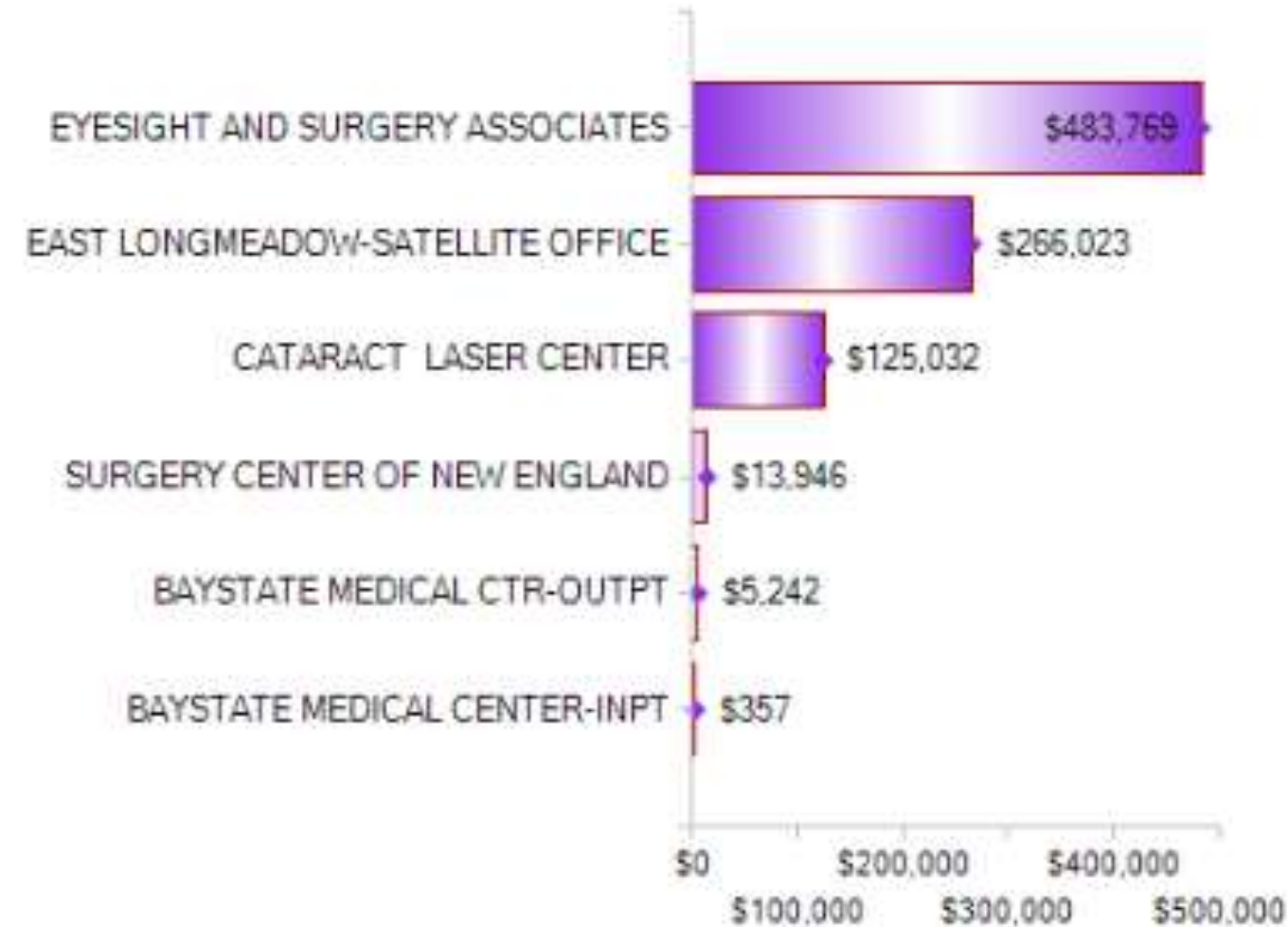
- PrimaryInsurance Desc
- ( null )
- AARP
- AETNA HEALTH PLANS-MC/SC/PPO

Apply Filter

**ATB by Bucket**



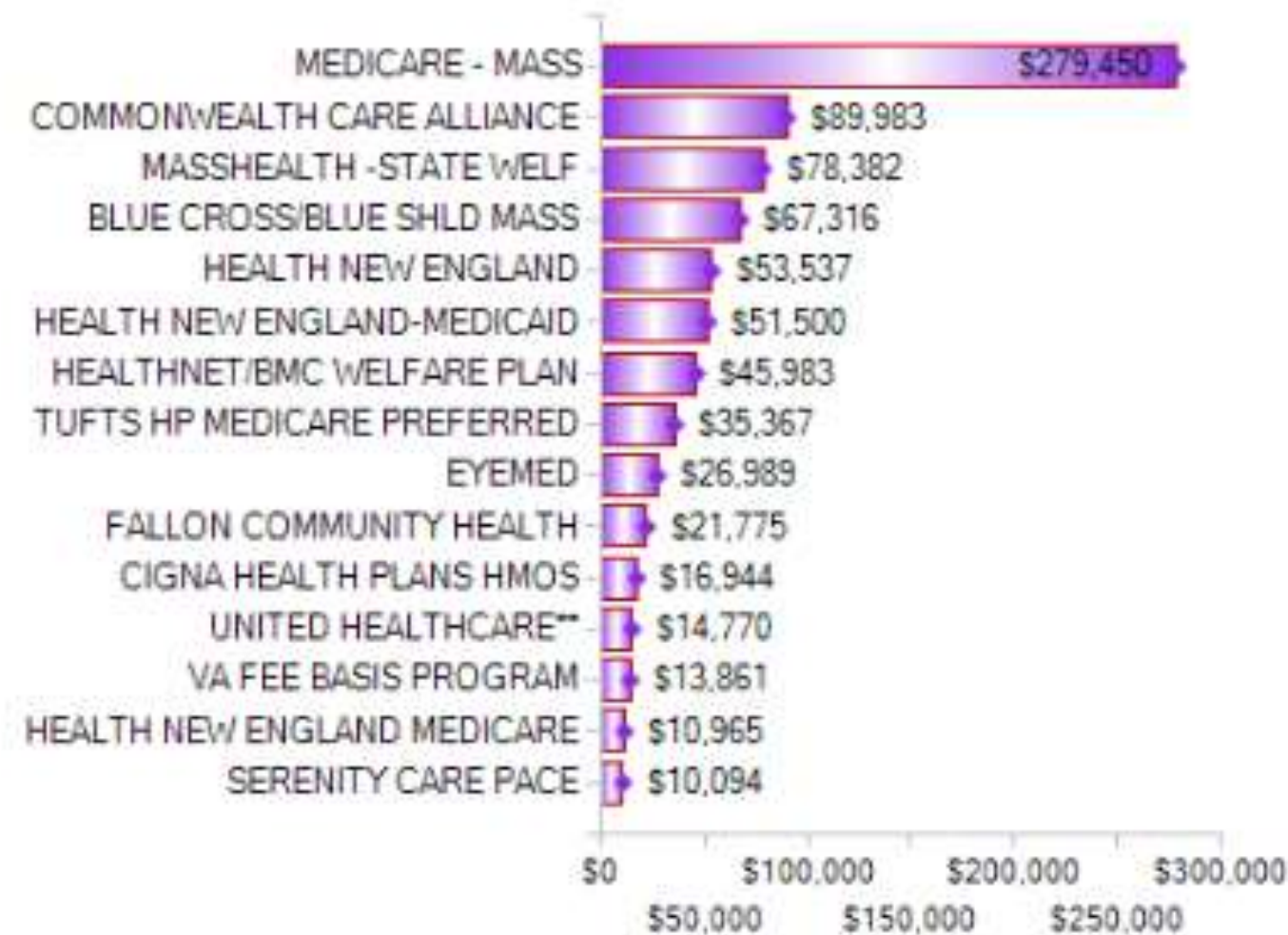
**ATB by Service Location Description (Top 20)**



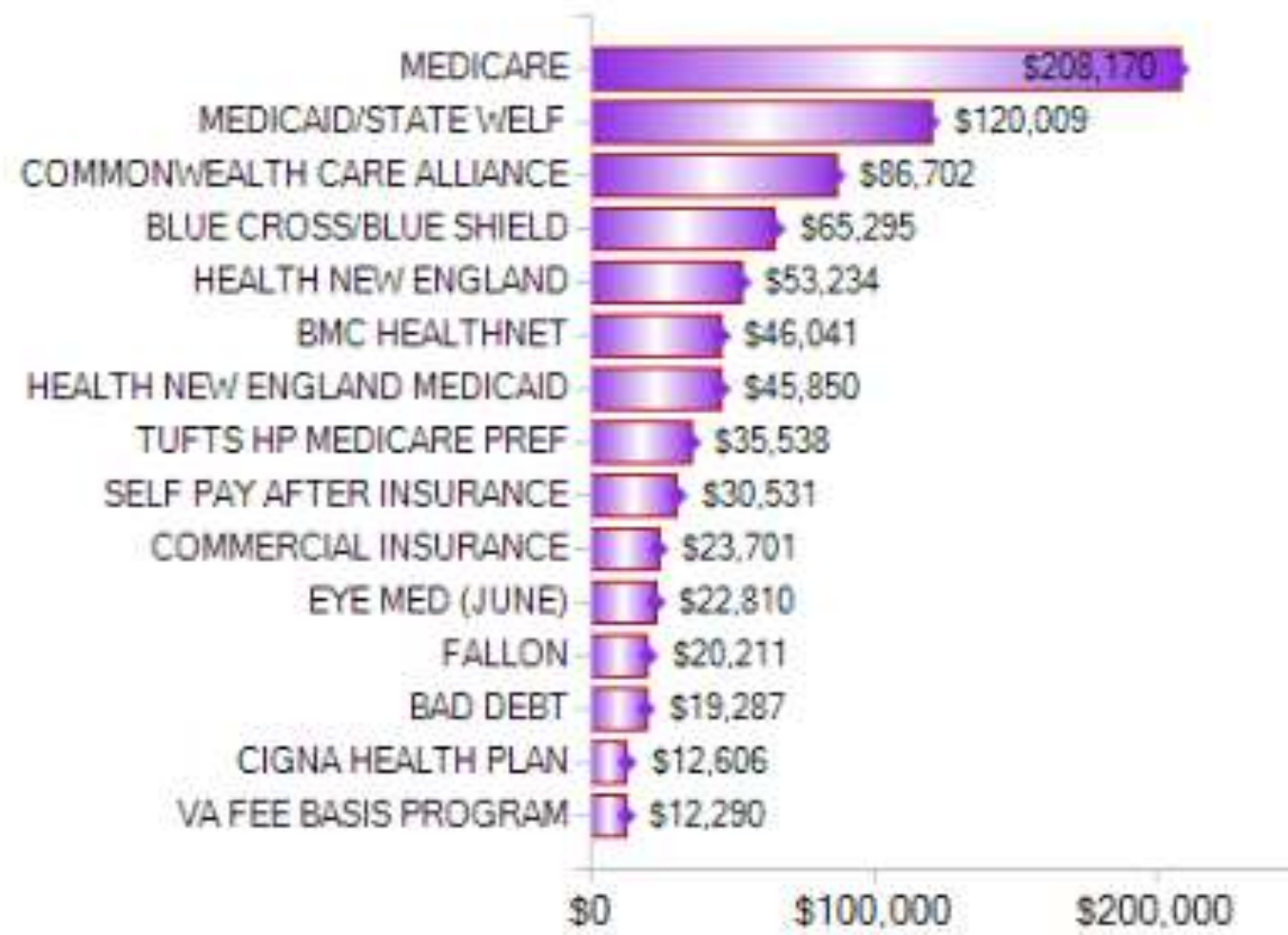
**AR Amount by Provider**

Provider Name	AR Amount
ANDREW JUSKO	\$314,967
CHRISTOPHER SYMOLON	\$163,752
DEBRA O'DONNELL-COHEN	\$5,996
ELIZABETH T ARSENIO	\$62,587
KATHRYN SKARBEZ	\$105,782
LARRY LITSCHER	\$127,516
WILLIAM V DERR	\$113,769

**ATB by Primary Insurance Description**



**ATB by Financial Class Description**





Top 10 CPTs



Profile ID

- ProfileID
- 19091

Provider Name

- ProvidingPhysician FullName
- ANDREW JUSKO
- CHRISTOPHER SYMOLON
- DEBRA O'DONNELL-COHEN

Financial Class

- Financial Class Description
- ( null )
- AETNA HEALTH PLANS
- AETNA-MEDICARE

Service Location


- ServiceLocation Desc
- BAYSTATE MEDICAL CENTER-ER
- BAYSTATE MEDICAL CENTER-INPT
- BAYSTATE MEDICAL CTR-OUTPT

Primary Insurance

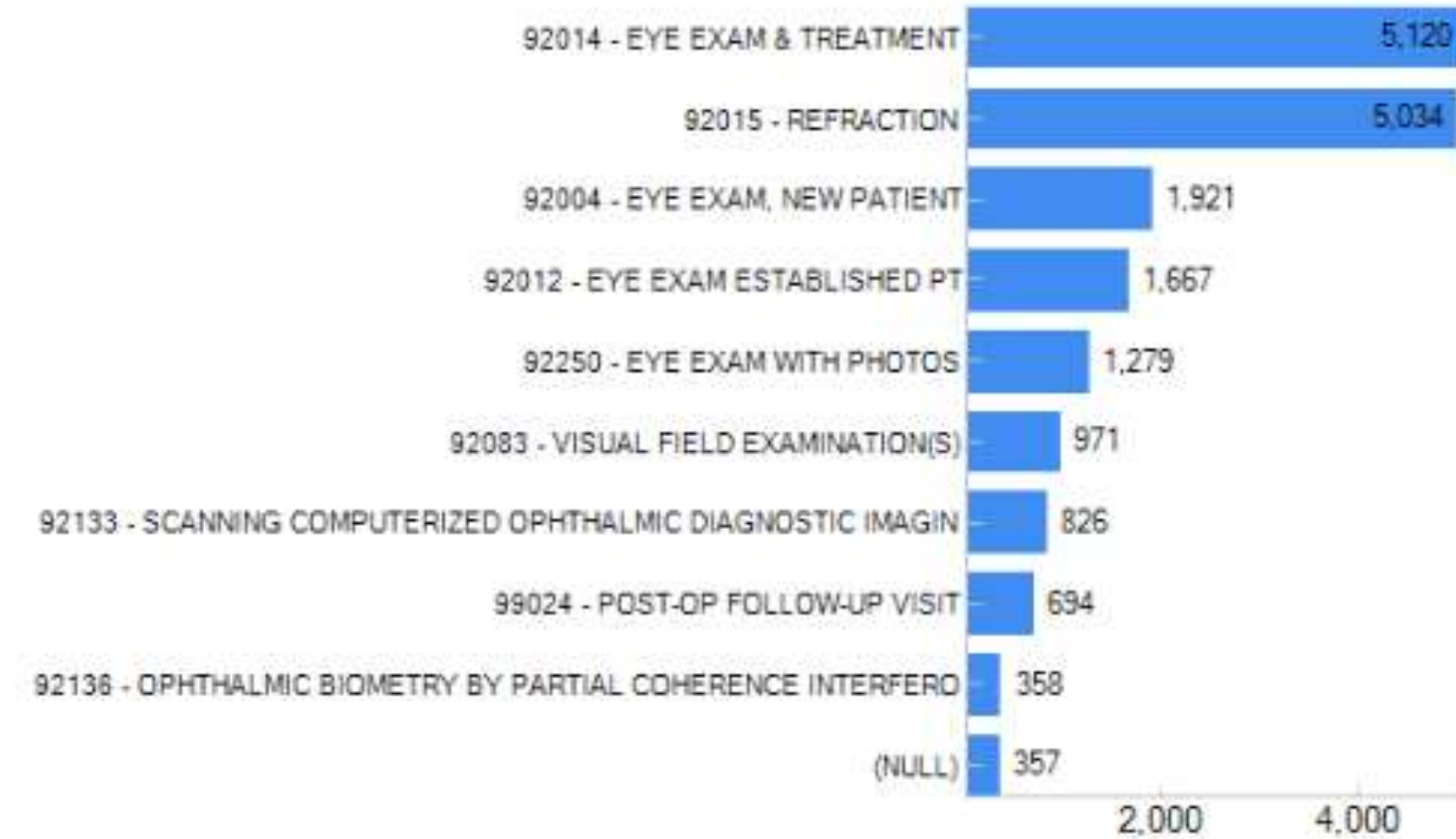
- PrimaryInsurance Desc
- ( null )
- AARP
- AETNA HEALTH PLANS-MC/SC/PPO

Apply Filter

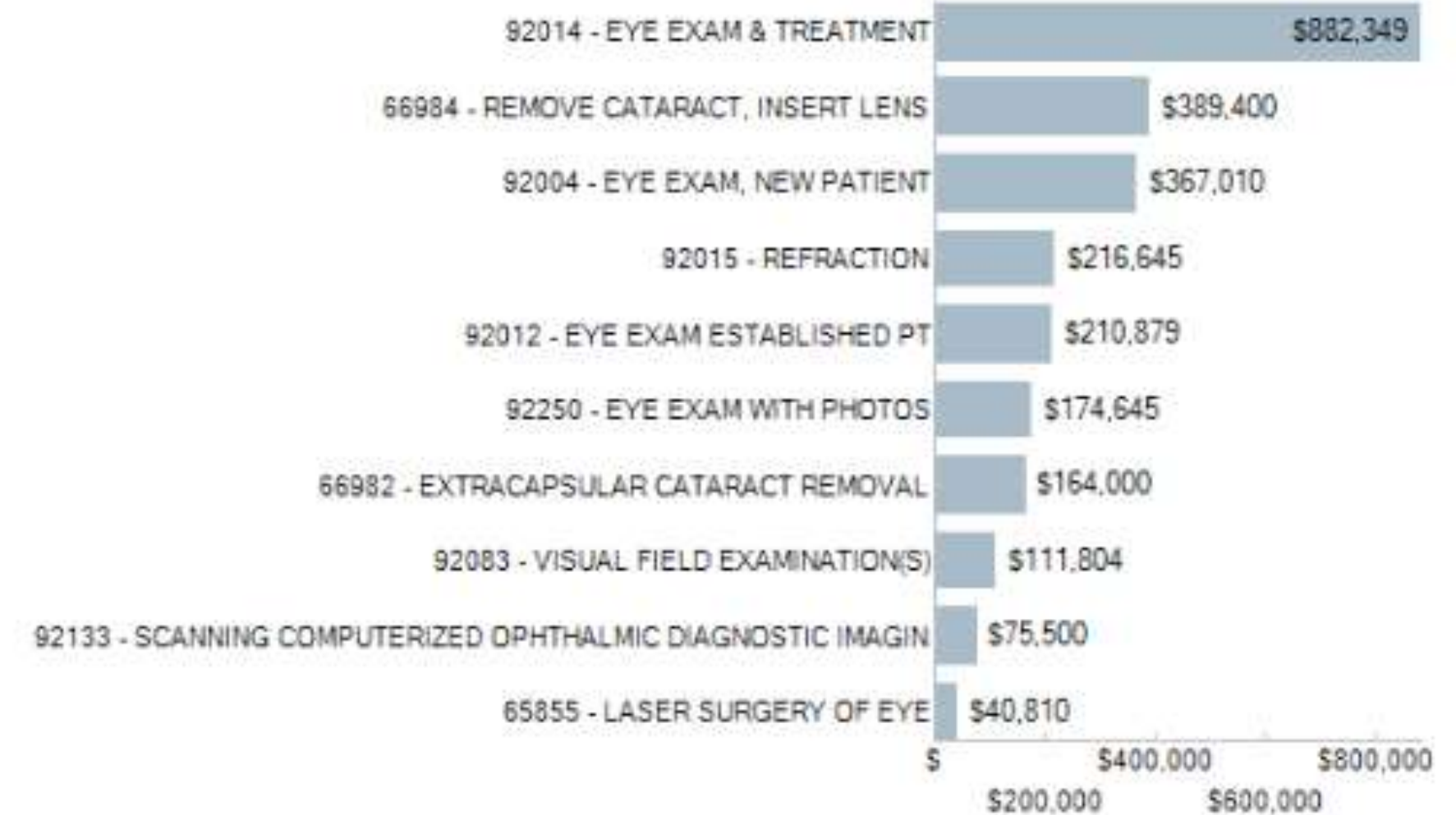
Top 10 CPTs by Charges CYTD



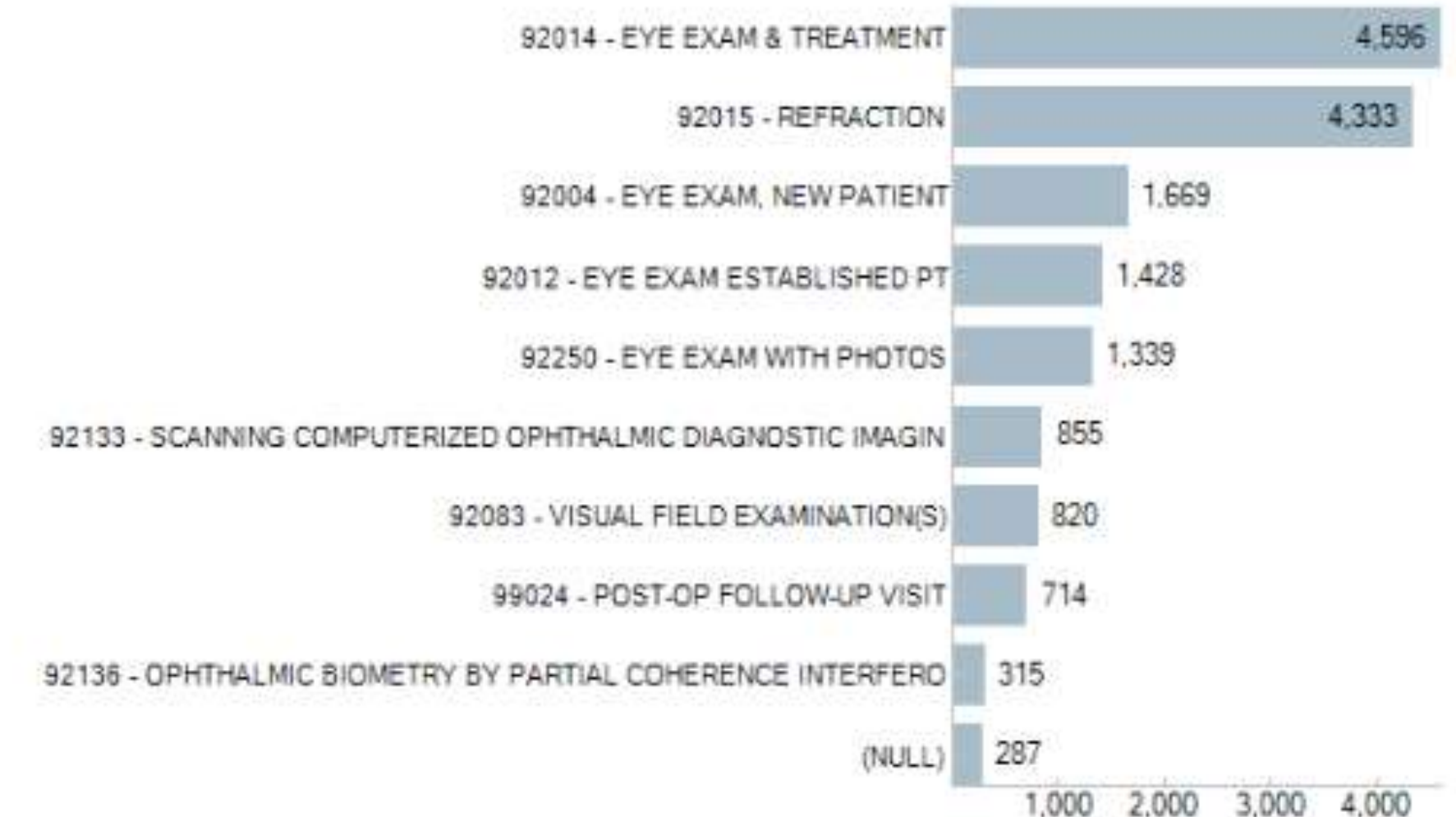
Top 10 CPT Count CYTD



Top 10 CPTs by Charges PYTD



Top 10 CPT Count PYTD



CPT Pivot Grid



▾
  ▾
  ▾
  ▾
  ▾
  ▾

Data Headers

Calendar Year ▾

Proc Code and Description	2016			2017			Grand Total		
	Charges	Count	TotalPmts	Charges	Count	TotalPmts	Charges	Count	TotalPmts
	\$27,072	720	\$33,282	\$23,791	357	\$15,983	\$50,863	1,077	\$49,2
0191T - INSERTION OF ANTERIOR SEGMENT AQUEOUS DRAINAGE DEV	\$69,600	58	\$22,066	\$28,800	24	\$10,076	\$98,400	82	\$32,1
0474T - INSERTION OF ANTERIOR SEGMENT AQUEOUS DRAINAGE DEV				\$	4	\$0	\$	4	
11440 - REMOVAL OF SKIN LESION	\$	0	\$0				\$	0	
11441 - REMOVAL OF SKIN LESION	\$	0	\$35				\$	0	\$
11900 - INJECTION INTO SKIN LESIONS	\$	0	\$0	\$95	1	\$46	\$95	1	\$
12011 - REPAIR SUPERFICIAL WOUND(S)				\$115	1	\$88	\$115	1	\$
15850 - REMOVAL OF SUTURES	\$	0	\$0				\$	0	
2019F - DILATED MACULAR EXAM PERFORMED, INCLUDING DOCUMENT	\$	0	\$0				\$	0	
2027F - OPTIC NERVE HEAD EVALUATION PERFORMED (EC)	\$	0	\$0				\$	0	
4177F - COUNSELING ABOUT THE BENEFITS AND/OR RISKS OF THE	\$	0	\$0				\$	0	
64612 - DESTROY NERVE, FACE MUSCLE	\$750	3	\$1,018	\$250	1	\$0	\$1,000	4	\$1,0
65205 - REMOVE FOREIGN BODY FROM EYE	\$1,750	14	\$1,010	\$250	2	\$168	\$2,000	16	\$1,1
65210 - REMOVE FOREIGN BODY FROM EYE	\$1,125	13	\$1,007	\$525	7	\$321	\$1,650	20	\$1,3
65222 - REMOVE FOREIGN BODY FROM EYE	\$4,480	31	\$2,000	\$1,540	11	\$469	\$6,020	42	\$2,4
65272 - REPAIR OF EYE WOUND	\$	0	\$0	\$	0	\$0	\$	0	
65426 - REMOVAL OF EYE LESION	\$7,500	10	\$3,912	\$2,250	3	\$2,011	\$9,750	13	\$5,9
65430 - CORNEAL SMEAR	\$780	4	\$298	\$195	1	\$0	\$975	5	\$2
65435 - CURETTE/TREAT CORNEA	\$500	4	\$330	\$375	3	\$149	\$875	7	\$4
65600 - REVISION OF CORNEA	\$460	1	\$460				\$460	1	\$4
65772 - CORRECTION OF ASTIGMATISM				\$3,000	9	\$3,215	\$3,000	9	\$3,2
65778 - PLACEMENT OF AMNIOTIC MEMBRANE ON THE OCULAR SURFA	\$22,750	13	\$18,230	\$10,500	6	\$3,607	\$33,250	19	\$21,8
65780 - OCULAR SURFACE RECONSTRUCTION; AMNIOTIC MEMBRANE T	\$1,500	1	\$742	\$1,500	1	\$622	\$3,000	2	\$1,3
65805 - DRAINAGE OF EYE	\$	0	\$0				\$	0	



Evaluation and Management Codes Current Year to Date Vs. Prior Year to Date



Profile ID

- ProfileID
- 19091

Provider Name

- ProvidingPhysician FullName
- ANDREW JUSKO
- CHRISTOPHER SYMOLON
- KATHRYN SKARBEZ

Financial Class

- Financial Class Description
- AETNA HEALTH PLANS
- BAD DEBT
- BLUE BENEFIT ADMINISTRATORS

Service Location

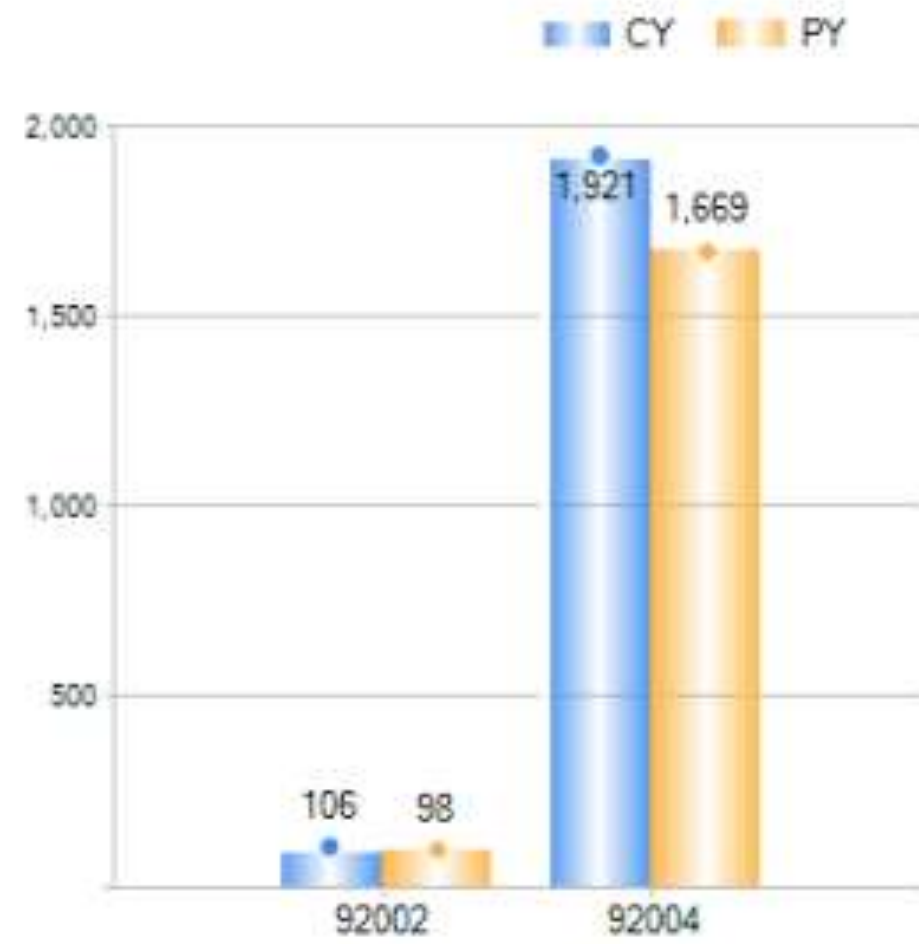
- ServiceLocation Desc
- EAST LONGMEADOW-SATELLITE OF
- EYESIGHT AND SURGERY ASSOCIATI

Primary Insurance

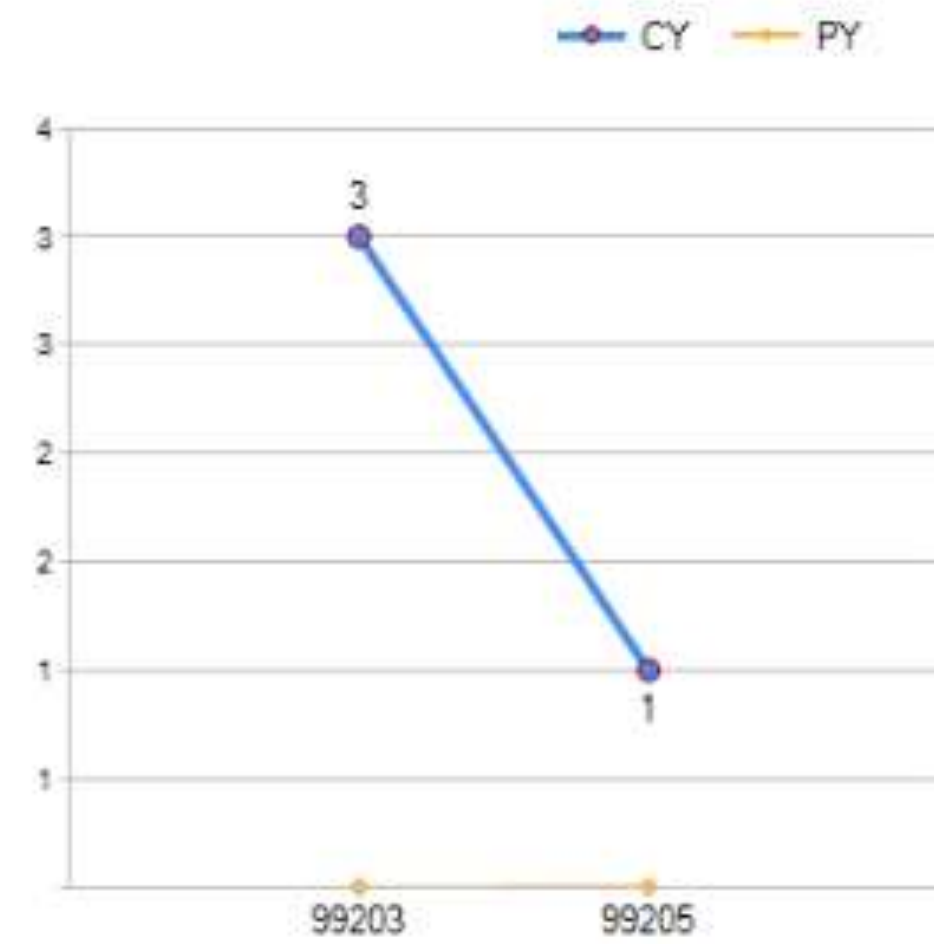
- PrimaryInsurance Desc
- ( null )
- AETNA HEALTH PLANS-MC/SC/PPO
- AETNA-COMMERCIAL

Apply Filter

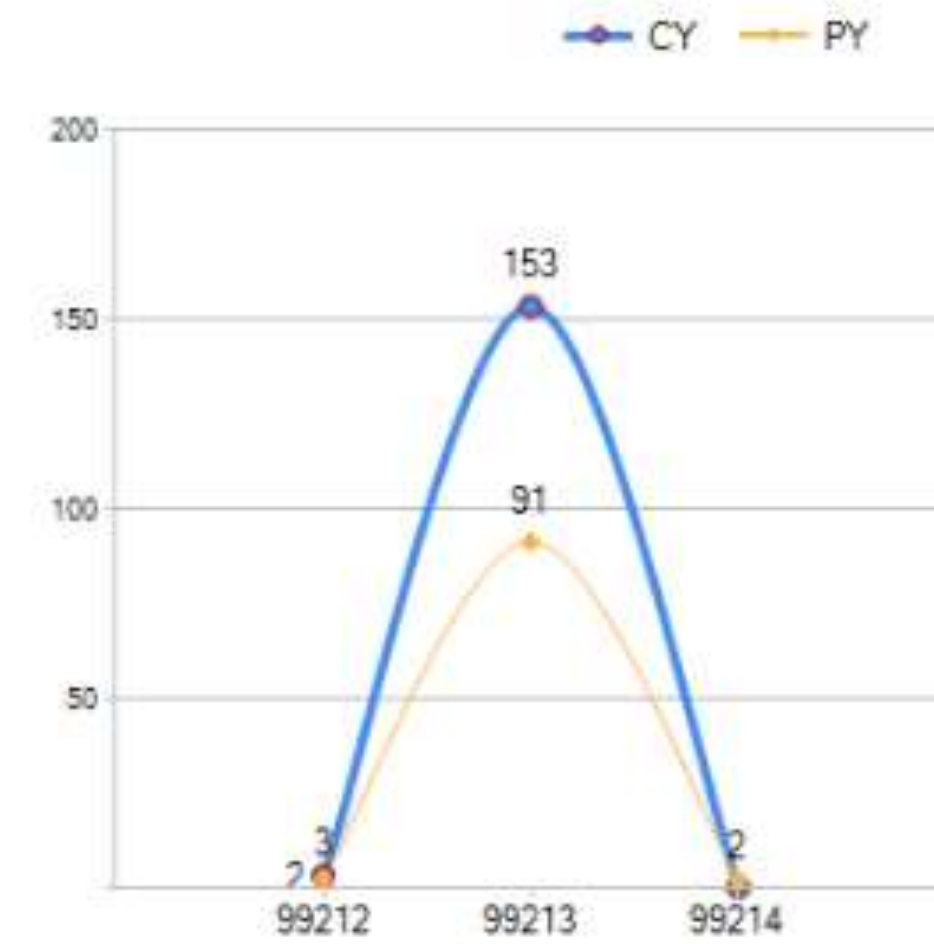
New Eye Exam (92002 & 92004) CYTD Vs. PYTD



OP-New PT (99201-99205) CYTD Vs. PYTD



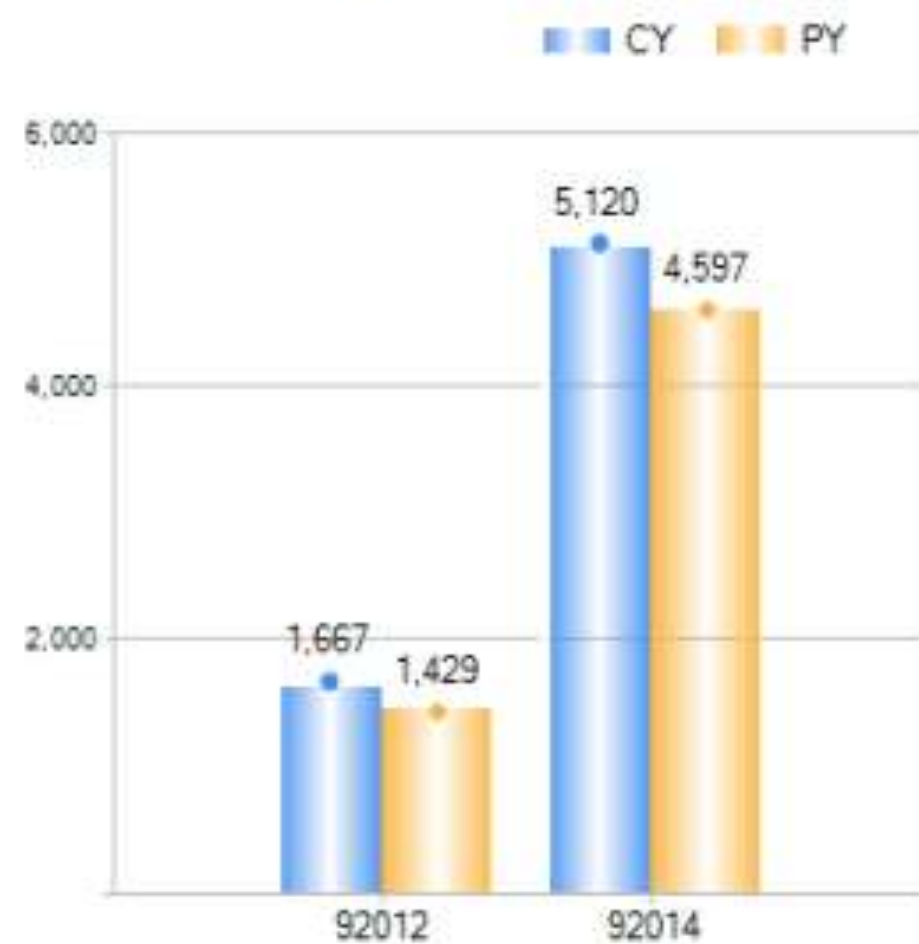
OP-Est. PT (99211-99215) CYTD Vs. PYTD



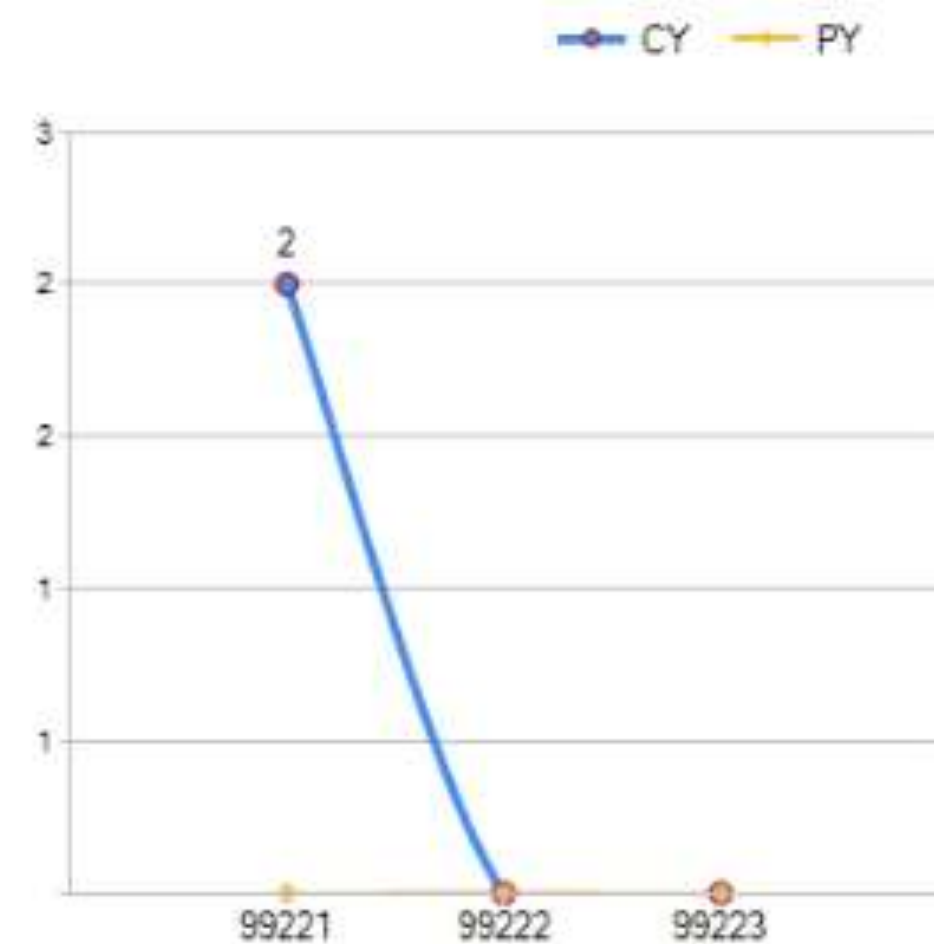
OP-Cons. (99241-99245) CYTD Vs. PYTD



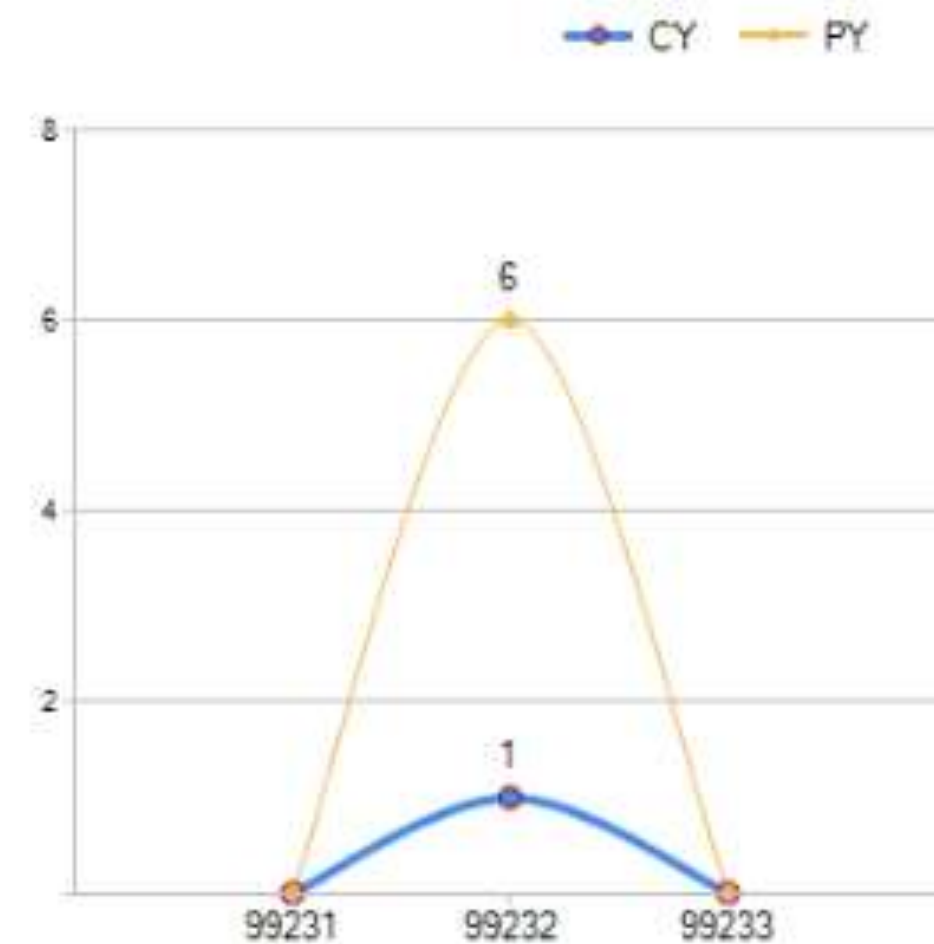
Eye Exam (92012 & 92014) CYTD Vs. PYTD



IP-Initial Care (99221-99225) CYTD Vs. PYTD



IP-Subseq Care (99231-99235) CYTD Vs. PYTD



IP-Disch. Care (99238-99239) CYTD Vs. PYTD





Appointment Statistics Totals CYTD Active 11,654 Cancelled 2,040 Deleted 5 No Show 2,337 Rescheduled 13



Appt Type/Modality

- ApptDesc
- 24 HOUR POST OP
- CATARACT CHECK
- CATARACT EVALUATION
- COMPLETE EXAM ESTABLISHED
- COMPLETE EXAM MDW

Provider Name

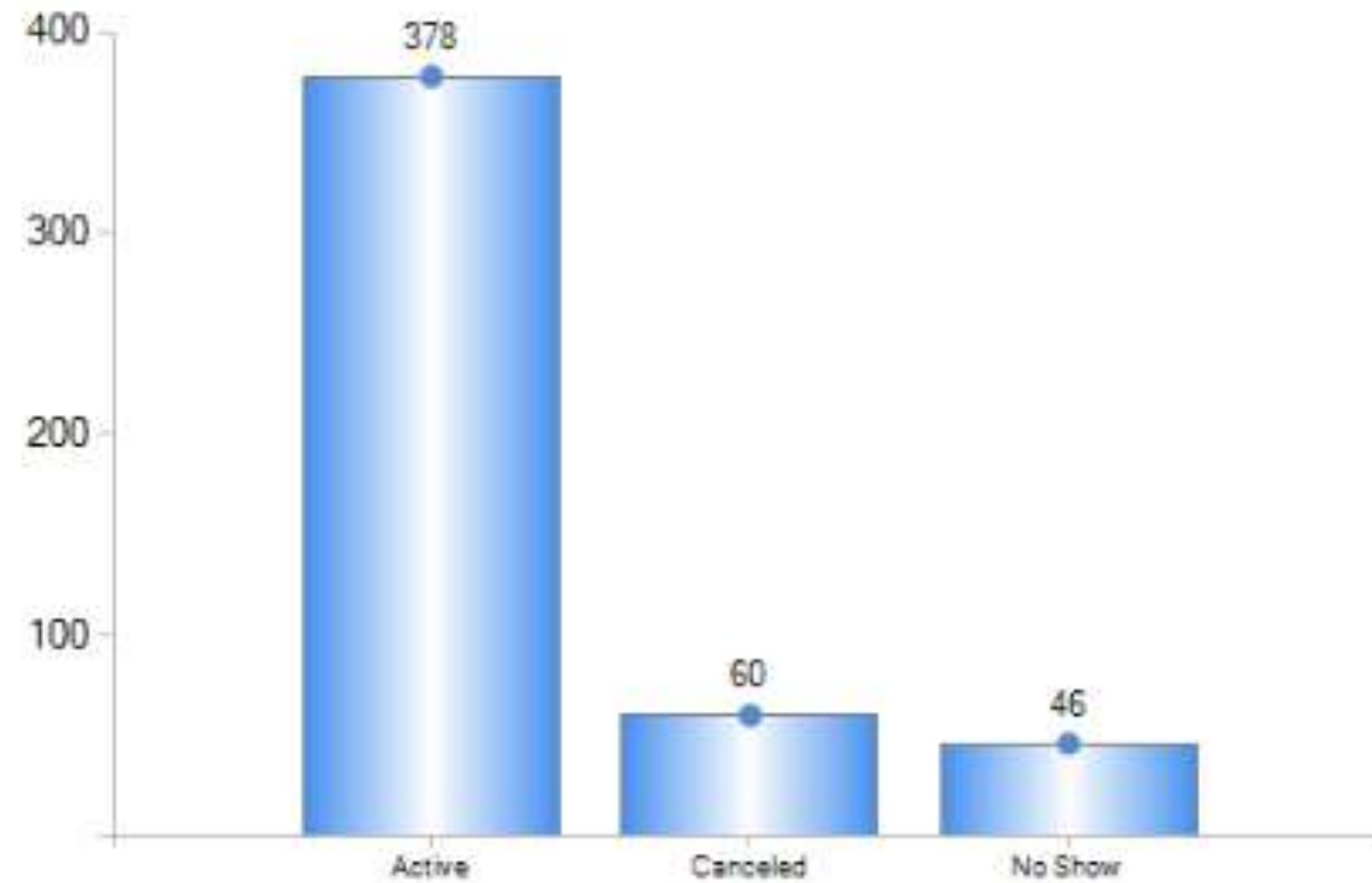
- ProvidingPhysician FullNam...
- ( null )
- ANDREW JUSKO MD
- CHRISTOPHER SYMOLON OD
- DEBRA O'DONNELL-COHEN OD

Service Location

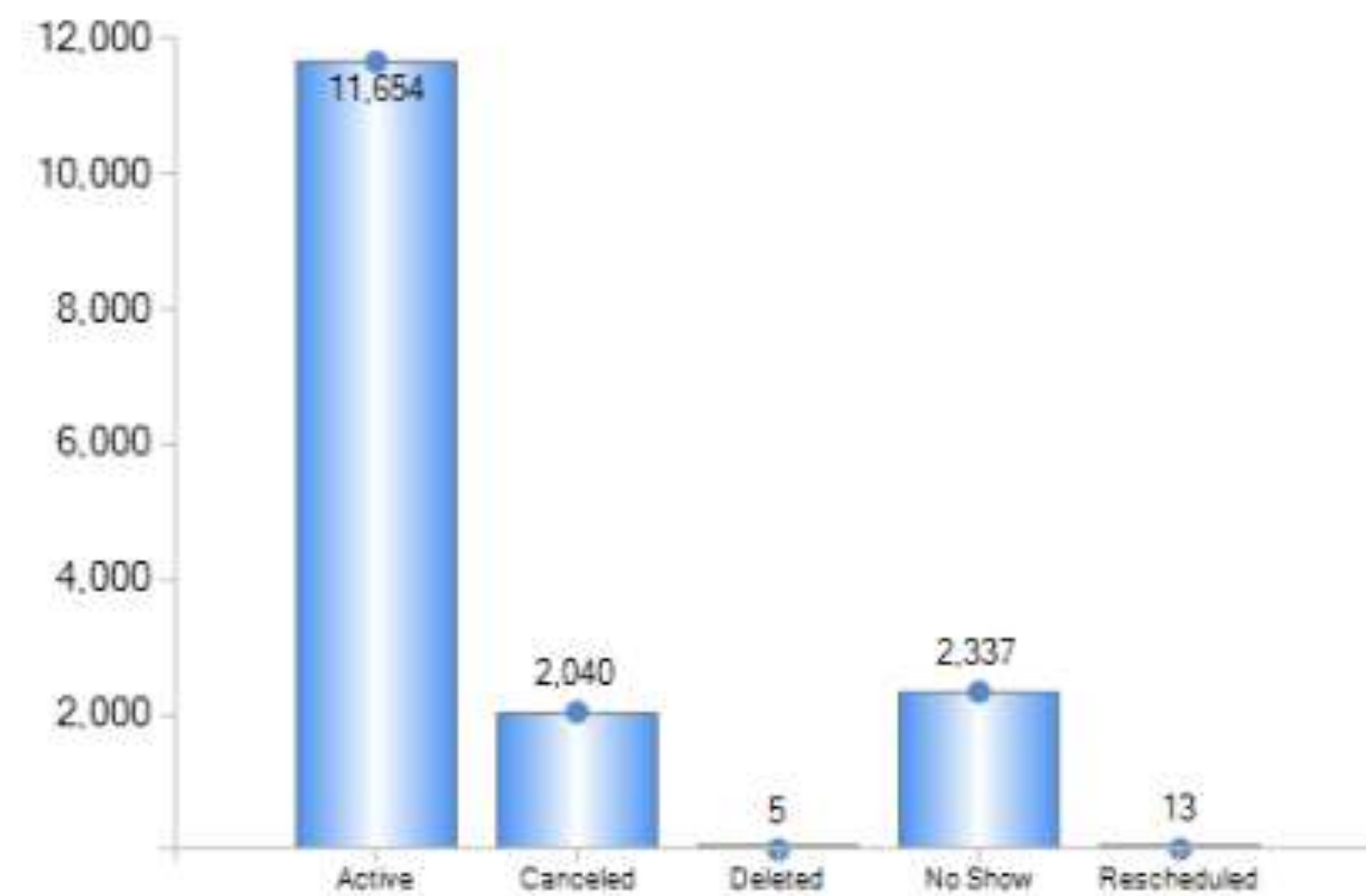
- ServiceLocationDesc
- BAYSTATE MEDICAL CTR-OUTPT
- CATARACT LASER CENTER
- EAST LONGMEADOW-SATELLITE OF
- EYESIGHT AND SURGERY ASSOCIATI

Apply Filter

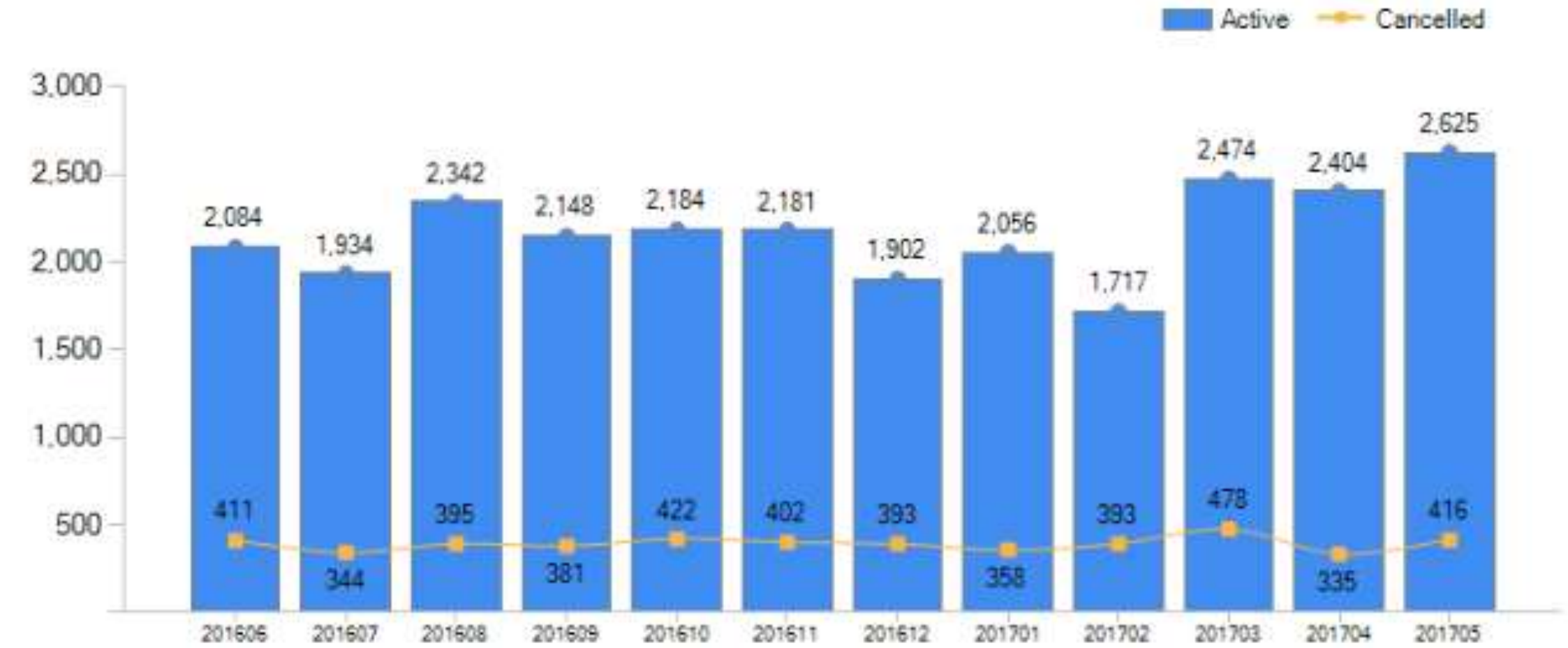
Appointment by Status Current Month



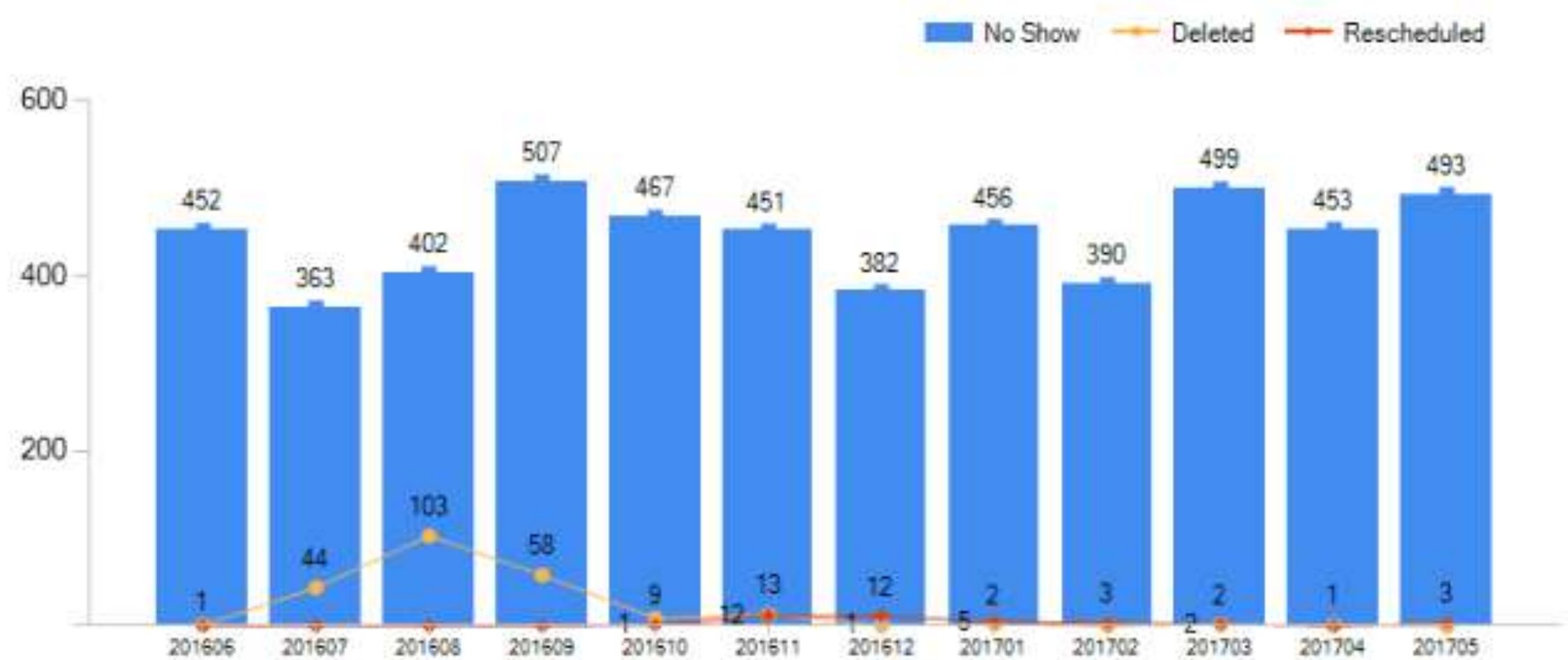
Appointment by Status Current Year to Date



Arrived and Cancelled Appointments Rolling 12 Months



Other Appointment Statuses Rolling 12 Months





Appointment Statistics



Appointment Status Rolling CY vs PY by Month

Completed Cancelled Deleted No Show Rescheduled

Appt Type/Modality

- ApptDesc
- 24 HOUR POST OP
- CATARACT CHECK
- CATARACT EVALUATION
- COMPLETE EXAM ESTABLISHED
- COMPLETE EXAM NON

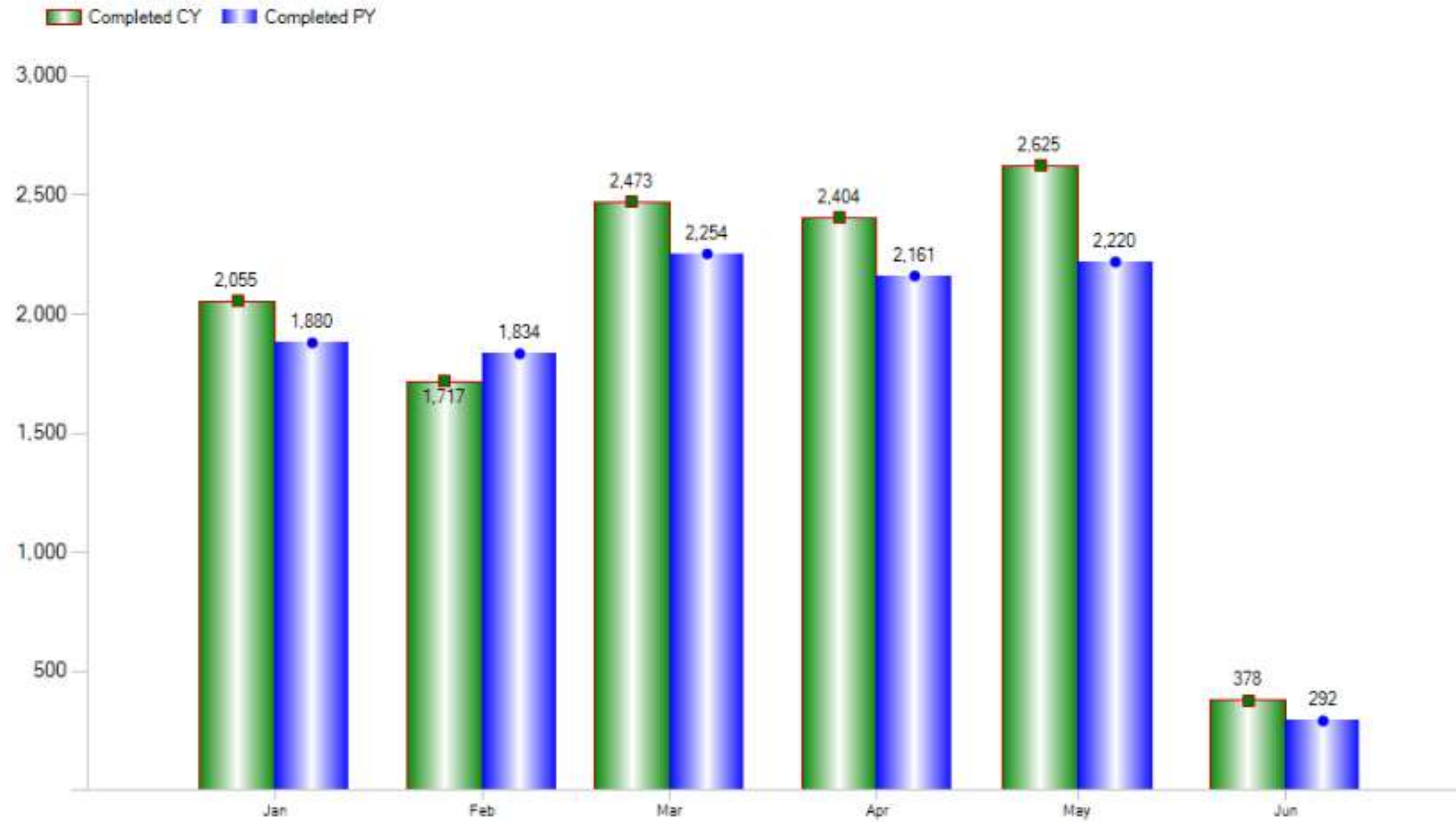
Provider Name

- ProvidingPhysician FullNam...
- ( null )
- ANDREW JUSKO MD
- CHRISTOPHER SYMOLON OD
- DEBRA O'DONNELL-COHEN OD

Service Location

- ServiceLocationDesc
- BAYSTATE MEDICAL CTR-OUTPT
- CATARACT LASER CENTER
- EAST LONGMEADOW-SATELLITE OF
- EYESIGHT AND SURGERY ASSOCIAT
- SURGERY CENTER OF NEW ENGLAN

Apply Filter





**Work RVU** Current Year Total WRVUs 19,985.76 Previous Year Total WRVUs 18,008.06

If you would like to take advantage of the KPI feature, please contact Ted Newman at Theodore.Newman@M3Meridian.com



**Profile ID**

- ProfileID
- 19091

**Provider Name**

- ProvidingPhysician FullName
- ANDREW JUSKO
- CHRISTOPHER SYMOLON
- DEBRA O'DONNELL-COHEN

**Financial Class**

- Financial Class Description
- ( null )
- AETNA HEALTH PLANS
- AETNA-MEDICARE

**Service Location**

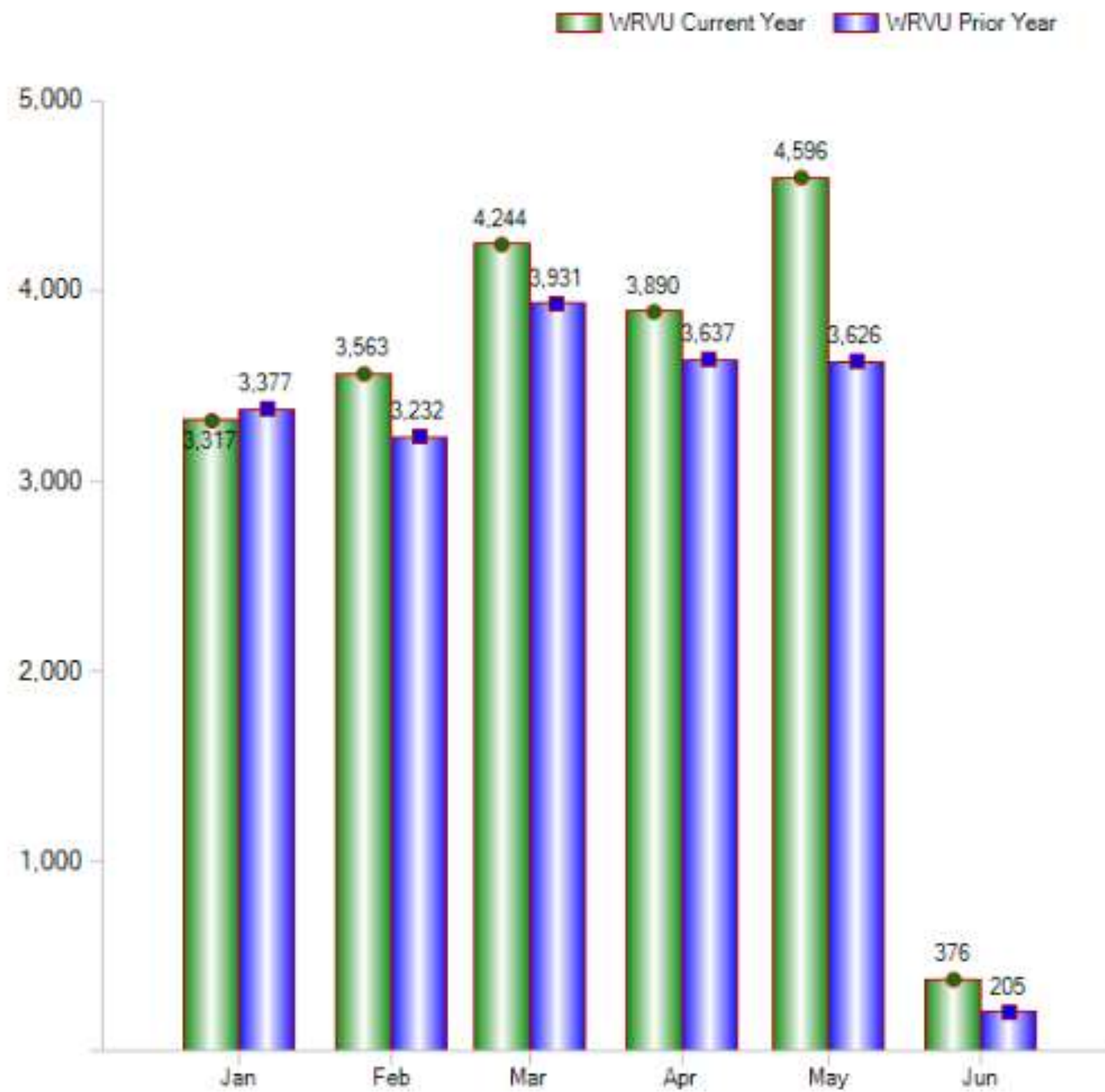
- ServiceLocation Desc
- BAYSTATE MEDICAL CENTER-ER
- BAYSTATE MEDICAL CENTER-INPT
- BAYSTATE MEDICAL CTR-OUTPT

**Primary Insurance**

- PrimaryInsurance Desc
- ( null )
- AARP
- AETNA HEALTH PLANS-MC/SC/PPO

Apply Filter

**Work RVU CY Vs. PY by Month**



Referring Provider	% to Target	Actual vs. Target Month to D...	Co...	G...
ANDREW JUSKO	15171%		152	1
CHRISTOPHER SYMOLON	6985%		70	1
LARRY LITSCHER	5468%		55	1
WILLIAM V DERR	4811%		48	1
KATHRYN SKARBEZ	4590%		46	1
ELIZABETH T ARSENIO	624%		6	1



Payor Mix



Profile Name

- ProfilePracticeAddressName
- ANDREW JUSKO, MD

Provider Name

- ProvidingPhysician.FullName
- ANDREW JUSKO
- CHRISTOPHER SYMOLON
- DEBRA O'DONNELL-COHEN
- ELIZABETH T ARSENIO

Financial Class

- Financial Class Description
- AETNA HEALTH PLANS
- AETNA-MEDICARE
- APPEAL
- APPEAL SPECIAL PROJECT

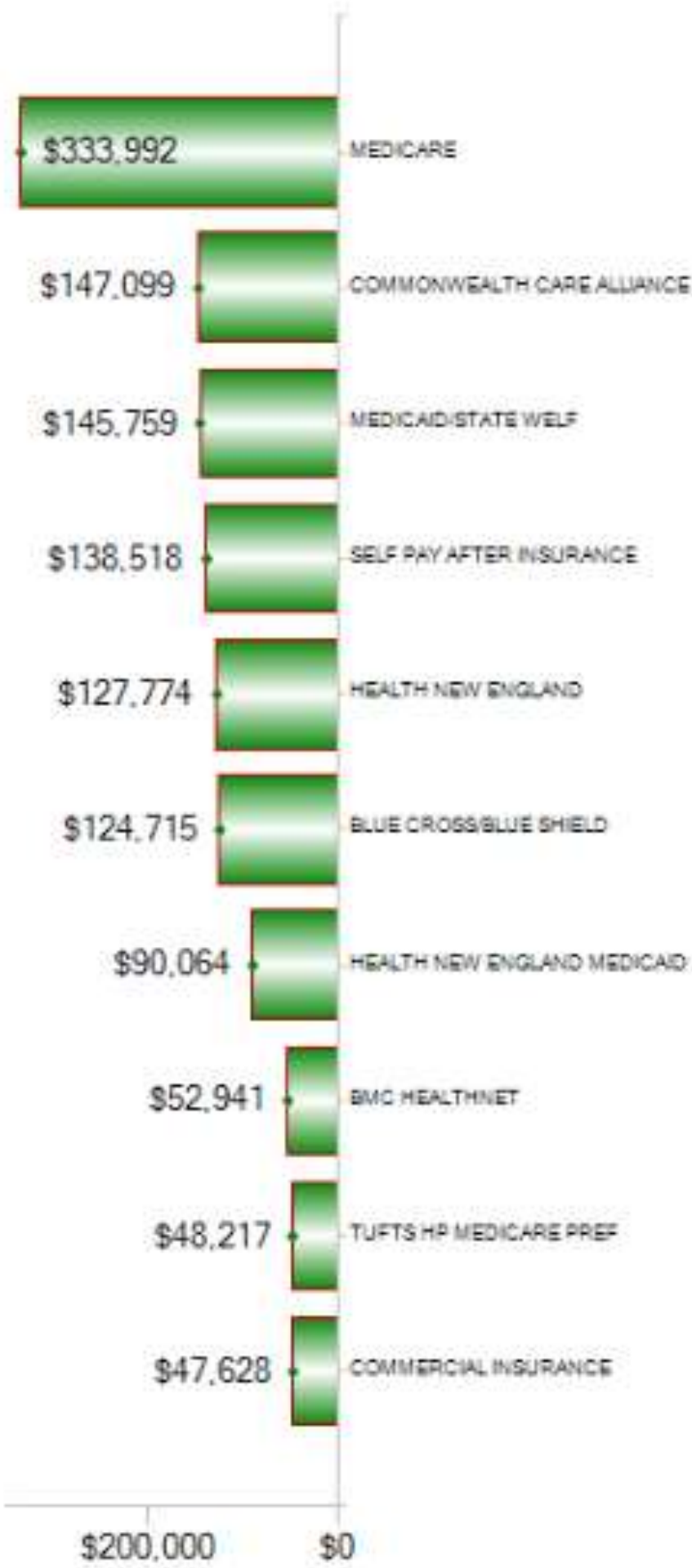
Service Location

- ServiceLocation Desc
- BAYSTATE MEDICAL CENTER-ER
- BAYSTATE MEDICAL CENTER-INPT
- BAYSTATE MEDICAL CTR-OUTPT
- CATARACT LASER CENTER

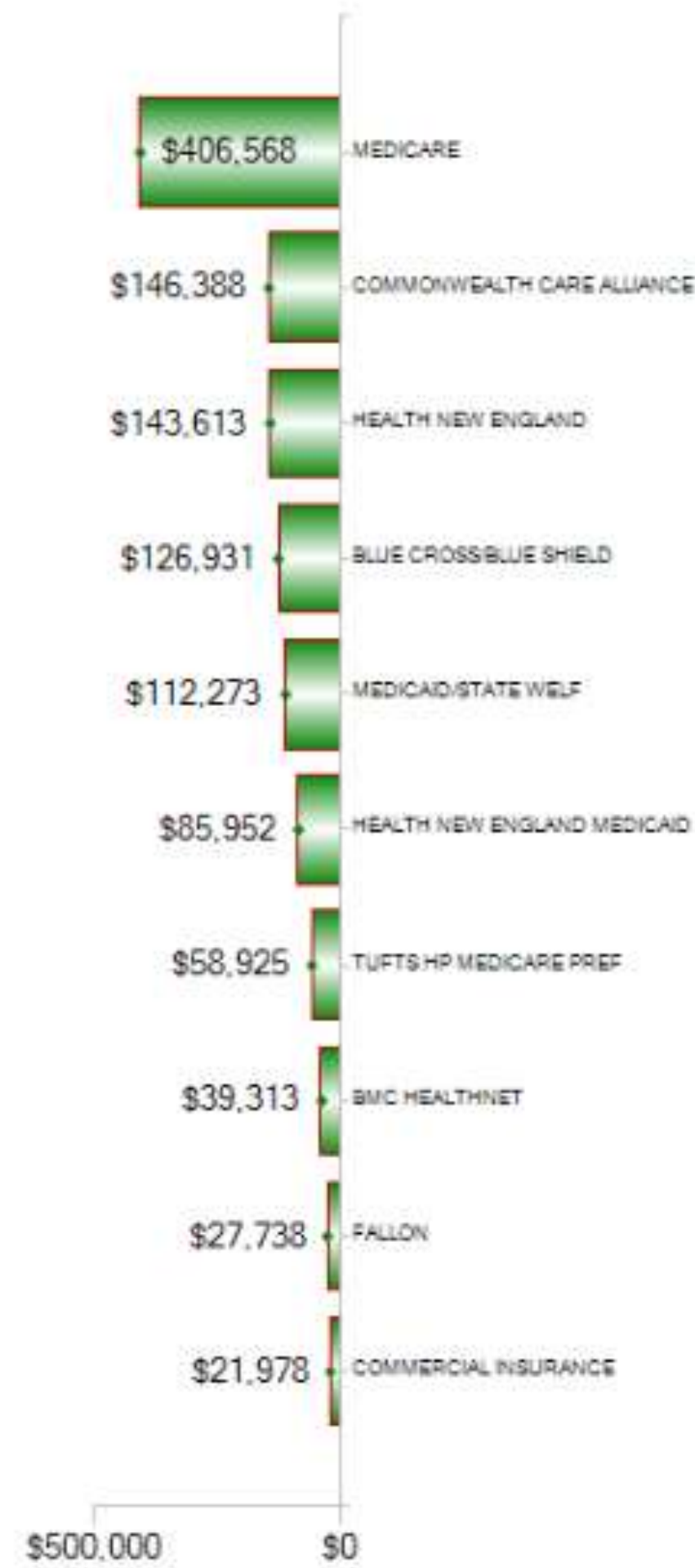
Apply Filter

Charges Payments

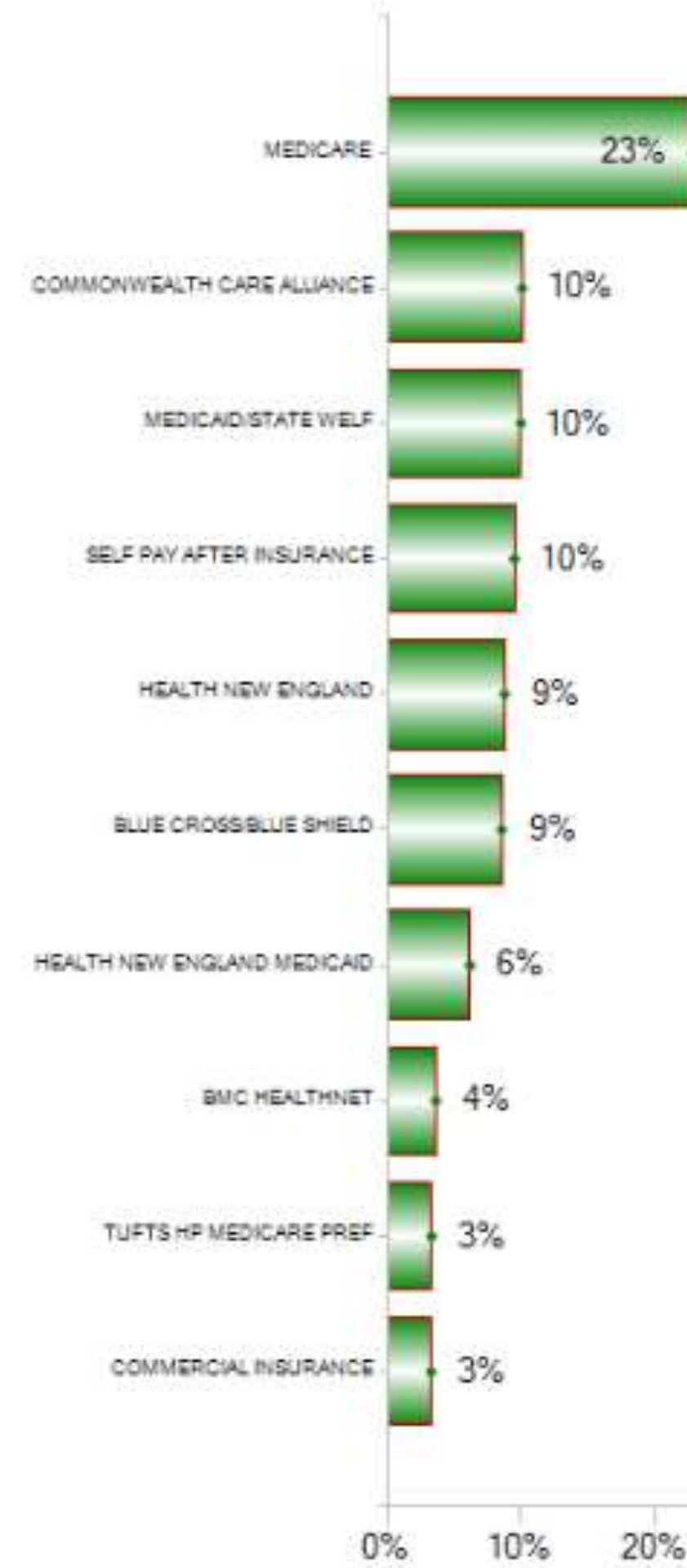
Payor Mix by FC CYTD - Payments (\$)



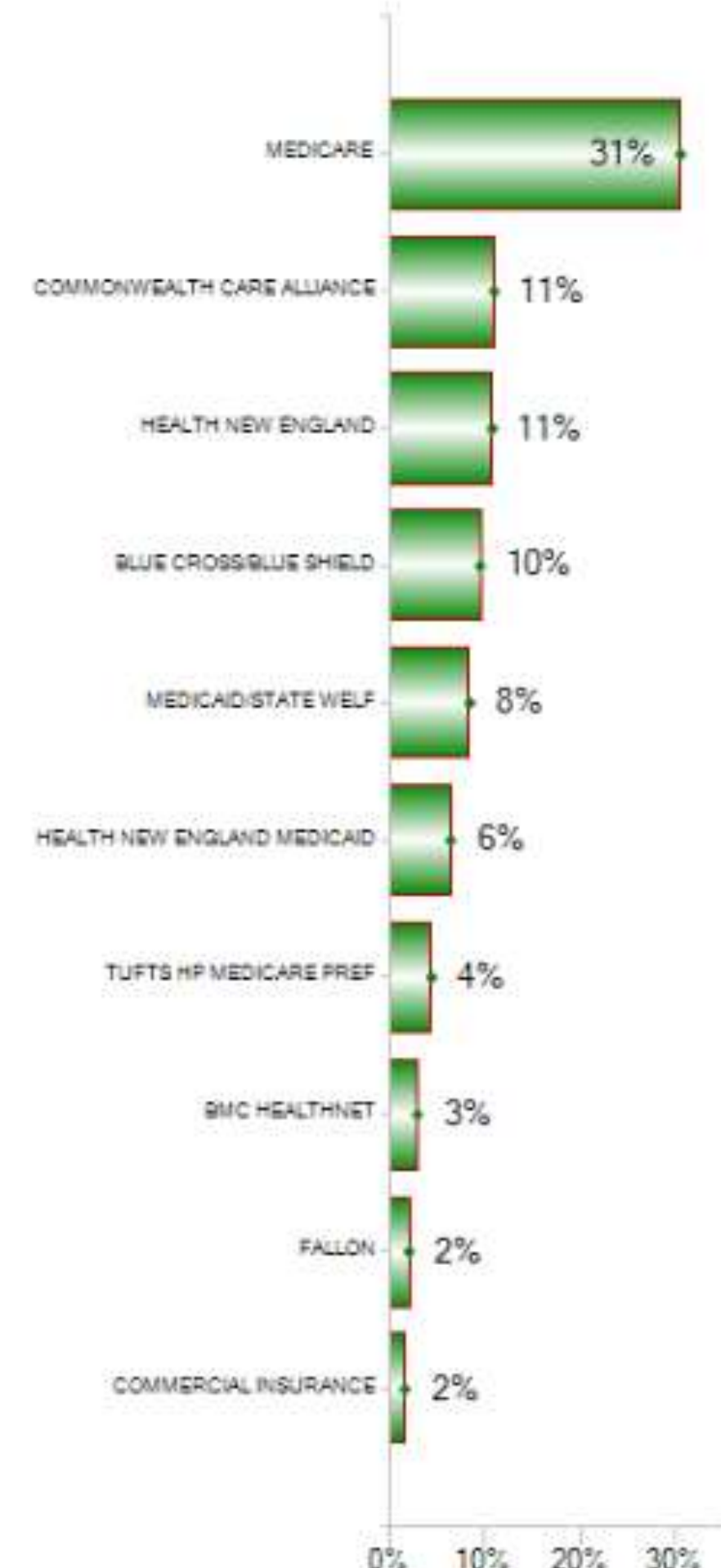
Payor Mix by FC PYTD - Payments (\$)



Payor Mix by FC CYTD - Payments (%)



Payor Mix by FC PYTD - Payments (%)







Referring Provider Count CYTD Top 50

Referring Provider Count PYTD Top 50

Referring Provider Count by Month

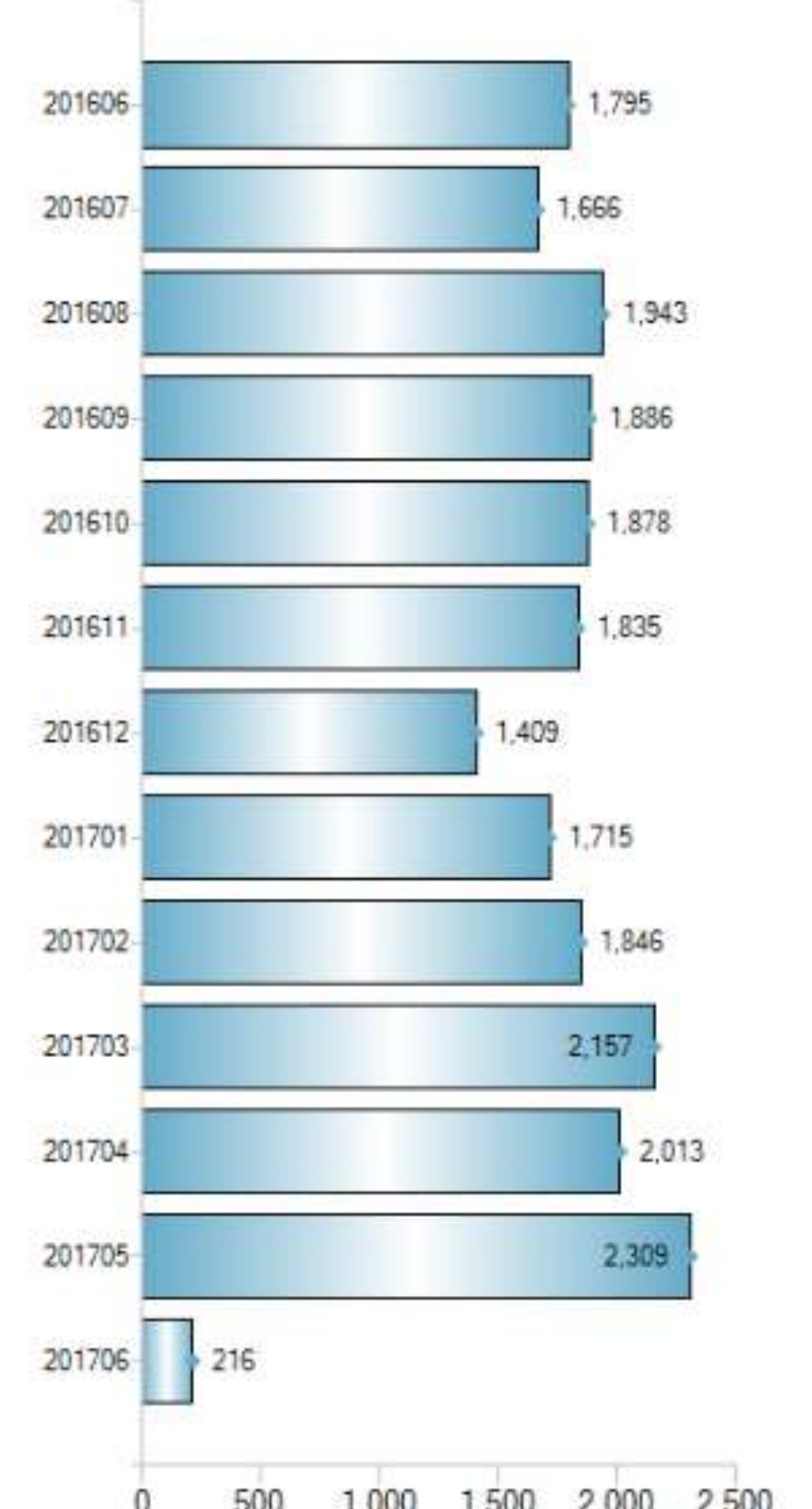
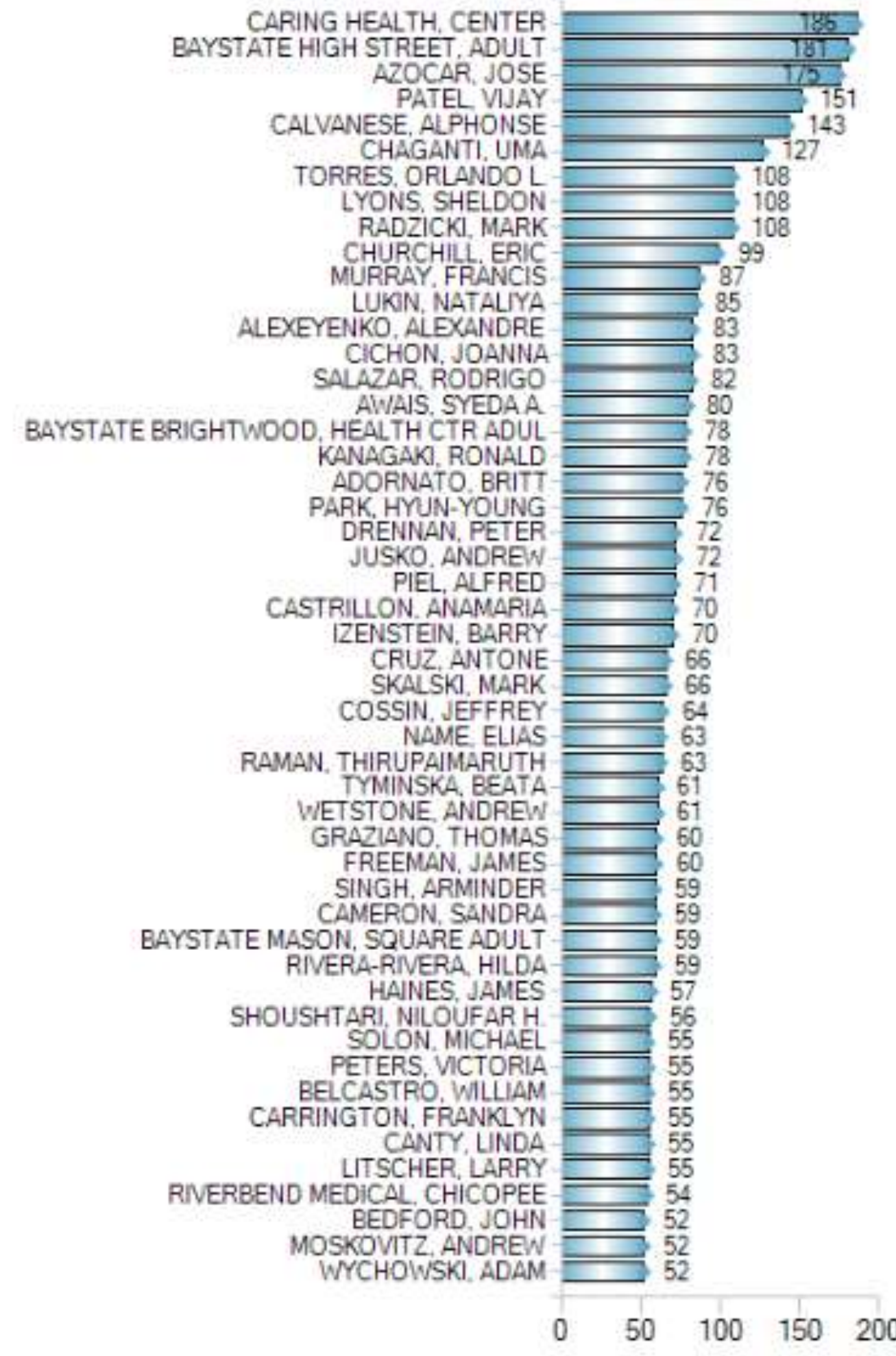
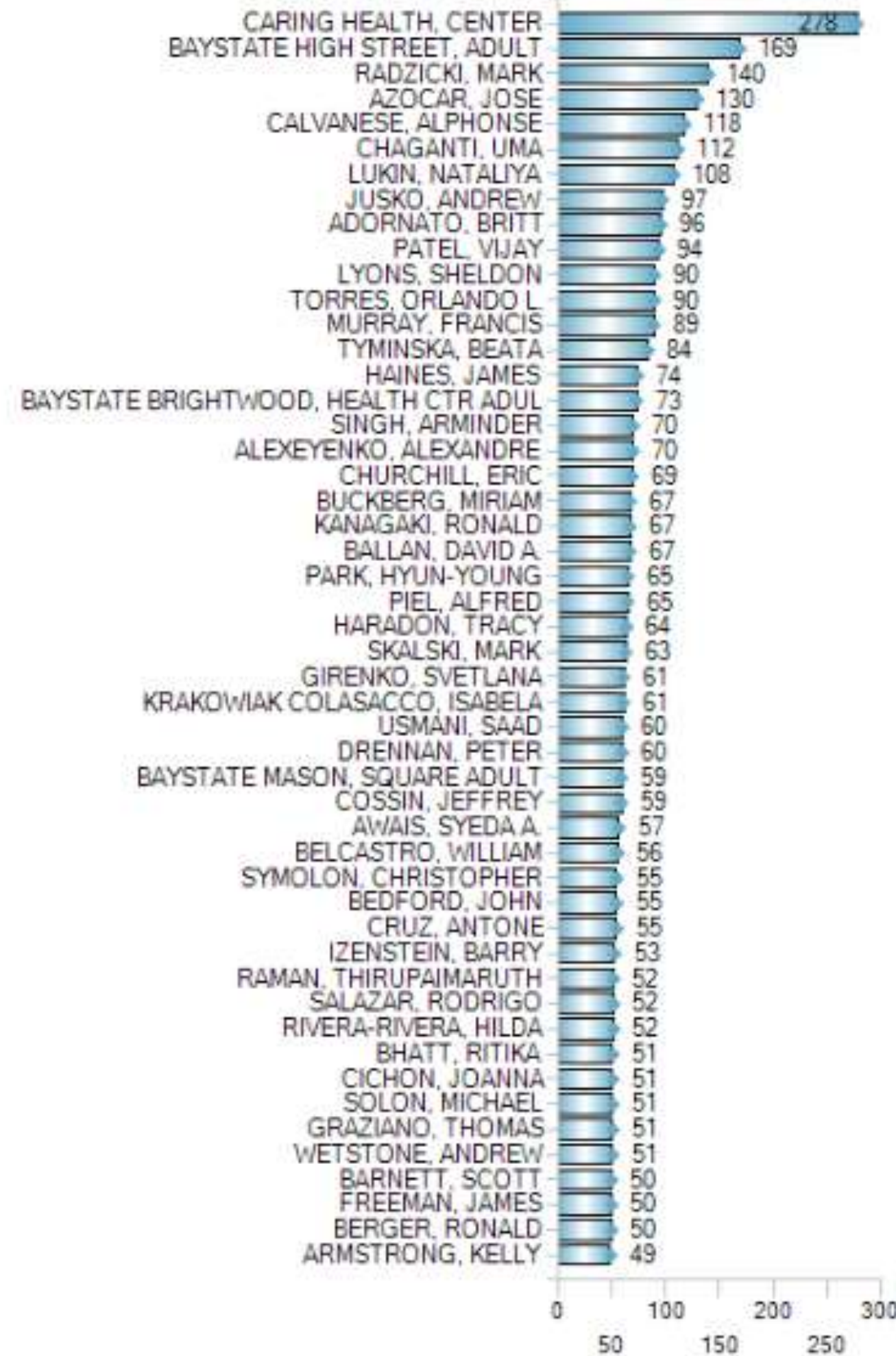
Referring Provider Name

- Ref Provider Full Name
- ABARE, NATHAN
  - ABDELKADER, KHALED
  - ABEL, MARK
  - ABELL, DEBORAH H.
  - ADLAKHA MD, PURNIMA
  - ADLAKHA, PURNIMA

Location

- ServiceLocation Desc
- BAYSTATE MEDICAL CENTER-ER
  - BAYSTATE MEDICAL CENTER-INPT
  - BAYSTATE MEDICAL CTR-OUTPT
  - CATARACT LASER CENTER
  - EAST LONGMEADOW-SATELLITE OF
  - EYESIGHT AND SURGERY ASSOCIATI

Apply Filter





Referring Provider KPI



If you would like to take advantage of the KPI feature, please contact Ted Newman at Theodore.Newman@M3Meridian.com

Referring Provider Name

- Ref Provider Full Name
- ABARE, NATHAN
- ABDELKADER, KHALED
- ABEL, MARK
- ABELL, DEBORAH H.
- ADLAKHA MD, PURNIMA
- ADLAKHA, PURNIMA
- ADLER, JONATHAN
- ADLER, MARY
- ADORNATO, BRITT
- AGAHIGIAN, DAVID D.

Location

- ServiceLocation Desc
- BAYSTATE MEDICAL CENTER-ER
- BAYSTATE MEDICAL CENTER-INPT
- BAYSTATE MEDICAL CTR-OUTPT
- CATARACT LASER CENTER
- EAST LONGMEADOW-SATELLITE OF
- EYESIGHT AND SURGERY ASSOCIATI

Apply Filter

Referring Provider	% to Target	Actual vs. Target Year to Date	Co...	G...
CARING HEALTH, CENTER	27800%	<div style="width: 278%;"><div style="width: 100%;"></div></div>	278	1
BAYSTATE HIGH STREET, ADULT	16900%	<div style="width: 169%;"><div style="width: 100%;"></div></div>	169	1
RADZICKI, MARK	14000%	<div style="width: 140%;"><div style="width: 100%;"></div></div>	140	1
AZOCAR, JOSE	13000%	<div style="width: 130%;"><div style="width: 100%;"></div></div>	130	1
CALVANESE, ALPHONSE	11800%	<div style="width: 118%;"><div style="width: 100%;"></div></div>	118	1
CHAGANTI, UMA	11200%	<div style="width: 112%;"><div style="width: 100%;"></div></div>	112	1
LUKIN, NATALIYA	10800%	<div style="width: 108%;"><div style="width: 100%;"></div></div>	108	1
JUSKO, ANDREW	9700%	<div style="width: 97%;"><div style="width: 100%;"></div></div>	97	1
ADORNATO, BRITT	9600%	<div style="width: 96%;"><div style="width: 100%;"></div></div>	96	1
PATEL, VIJAY	9400%	<div style="width: 94%;"><div style="width: 100%;"></div></div>	94	1
LYONS, SHELDON	9000%	<div style="width: 90%;"><div style="width: 100%;"></div></div>	90	1
TORRES, ORLANDO L.	9000%	<div style="width: 90%;"><div style="width: 100%;"></div></div>	90	1
MURRAY, FRANCIS	8900%	<div style="width: 89%;"><div style="width: 100%;"></div></div>	89	1
TYMINSKA, BEATA	8400%	<div style="width: 84%;"><div style="width: 100%;"></div></div>	84	1
HAINES, JAMES	7400%	<div style="width: 74%;"><div style="width: 100%;"></div></div>	74	1
BAYSTATE BRIGHTWOOD, HEALTH CTR ADUL	7300%	<div style="width: 73%;"><div style="width: 100%;"></div></div>	73	1
ALEXEYENKO, ALEXANDRE	7000%	<div style="width: 70%;"><div style="width: 100%;"></div></div>	70	1
SINGH, ARMINDER	7000%	<div style="width: 70%;"><div style="width: 100%;"></div></div>	70	1

Navigation: 1 - 50 of 773 items

Referring Provider	% to Targ...	Actual vs. Target Month to Da...	Co...	G...
BAYSTATE HIGH STREET, ADULT	600%	<div style="width: 600%;"><div style="width: 100%;"></div></div>	6	1
KRAKOWIAK COLASACCO, ISABELA	400%	<div style="width: 400%;"><div style="width: 100%;"></div></div>	4	1
PIEL, ALFRED	400%	<div style="width: 400%;"><div style="width: 100%;"></div></div>	4	1
RAMAN, THIRUPAIMARUTH	400%	<div style="width: 400%;"><div style="width: 100%;"></div></div>	4	1
BURTON, JAY	300%	<div style="width: 300%;"><div style="width: 100%;"></div></div>	3	1
CALVANESE, ALPHONSE	300%	<div style="width: 300%;"><div style="width: 100%;"></div></div>	3	1
CARING HEALTH, CENTER	300%	<div style="width: 300%;"><div style="width: 100%;"></div></div>	3	1
CHAGANTI, UMA	300%	<div style="width: 300%;"><div style="width: 100%;"></div></div>	3	1
HAINES, JAMES	300%	<div style="width: 300%;"><div style="width: 100%;"></div></div>	3	1
HESSION, MELISSA	300%	<div style="width: 300%;"><div style="width: 100%;"></div></div>	3	1
HOLYOKE HEALTH, CENTER	300%	<div style="width: 300%;"><div style="width: 100%;"></div></div>	3	1
LAO, ERIC T.	300%	<div style="width: 300%;"><div style="width: 100%;"></div></div>	3	1
LUKIN, NATALIYA	300%	<div style="width: 300%;"><div style="width: 100%;"></div></div>	3	1
MERCADANTE, GINO	300%	<div style="width: 300%;"><div style="width: 100%;"></div></div>	3	1
MUNOZ GOMEZ, SIGRIDH	300%	<div style="width: 300%;"><div style="width: 100%;"></div></div>	3	1
SKALSKI, MARK	300%	<div style="width: 300%;"><div style="width: 100%;"></div></div>	3	1
TORRES, ORLANDO L.	300%	<div style="width: 300%;"><div style="width: 100%;"></div></div>	3	1
WETSTONE, ANDREW	300%	<div style="width: 300%;"><div style="width: 100%;"></div></div>	3	1

Navigation: 1 - 50 of 142 items

Posting Lag Days by Buckets



Posting Lag Days Statistics

Period	0-7Days	8-14Days	15-21Days	22-30Days	>30Days	
201606	3,222	245	119	68	34	
201607	3,192	164	25	11	13	
201608	3,581	265	42	34	24	
201609	3,573	207	56	32	30	
201610	2,867	637	170	74	35	
201611	1,442	1,035	746	448	61	
201612	821	558	889	480	49	
201701	1,870	1,072	252	158	50	
201702	1,260	1,176	755	241	188	
201703	3,359	528	189	102	171	
201704	2,515	1,013	326	102	128	
201705	2,804	1,399	221	192	128	
<b>Totals</b>	30,506	8,299	3,790	1,942	911	
	45,448	67.1%	18.3%	8.3%	4.3%	2.0%

Profile Name

- ProfilePracticeAddressName
- ANDREW JUSKO, MD

Provider Name

- ProvidingPhysician\_FullName
- ANDREW JUSKO
- CHRISTOPHER SYMOLON
- DEBRA O'DONNELL-COHEN
- ELIZABETH T ARSENIO

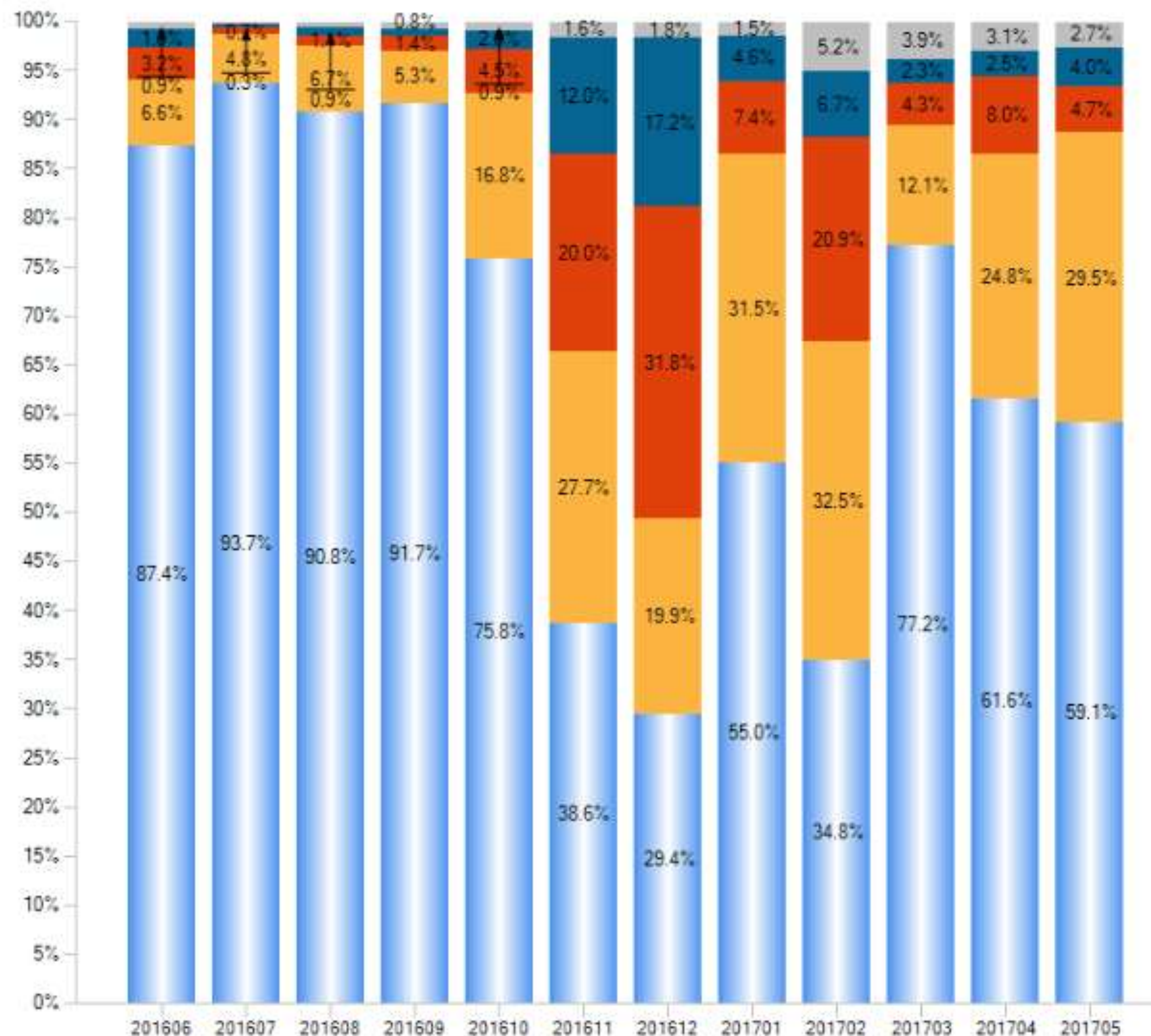
Service Location

- ServiceLocation\_Desc
- BAYSTATE MEDICAL CENTER-ER
- BAYSTATE MEDICAL CENTER-INPT
- BAYSTATE MEDICAL CTR-OUTPT
- CATARACT LASER CENTER
- EAST LONGMEADOW-SATELLITE OF
- EYESIGHT AND SURGERY ASSOCIATI
- SURGERY CENTER OF NEW ENGLAN

Apply Filter

Posting Lag Days Percentage

>30 22to30 15to21 8to14 0to7





Collections Ttl Amt Sent to Collections \$324,541



Amount Sent to Collections (ACOLL)

Profile Name

- ProfilePracticeAddressName
- ANDREW JUSKO, MD

Provider Name

- ProvidingPhysicianFullName
- ANDREW JUSKO
- CHRISTOPHER SYMOLON
- DEBRA O'DONNELL-COHEN

Primary Insurance

- PrimaryInsurance Desc
- ( null )
- AARP
- AETNA HEALTH PLANS-MC/SC/PPO

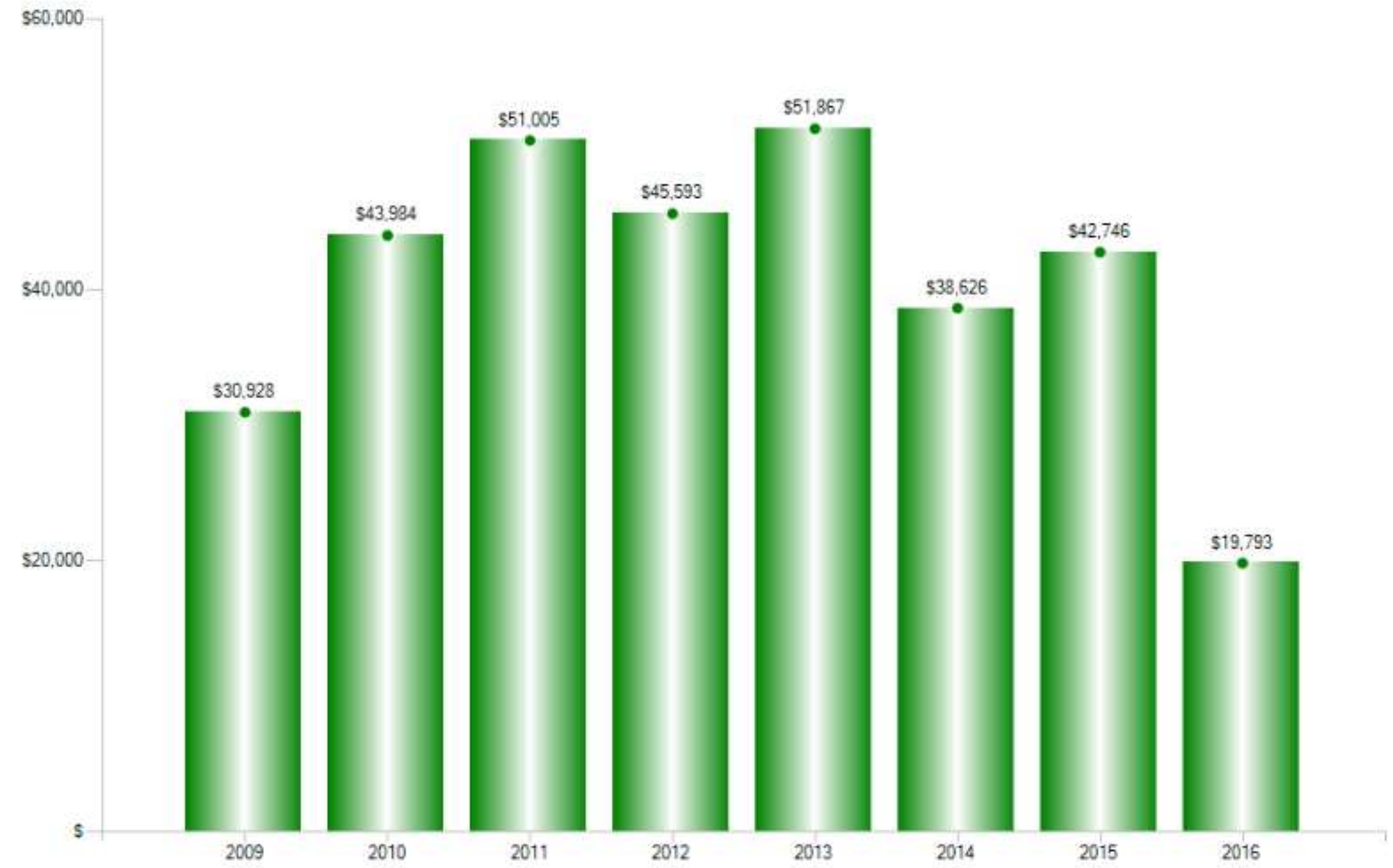
Financial Class

- Financial Class Description
- BLUE CROSS/BLUE SHIELD
- OUTSIDE COLLECTION
- SELF PAY AFTER INSURANCE

Service Location

- ServiceLocation Desc
- BAYSTATE MEDICAL CENTER-INPT
- BAYSTATE MEDICAL CTR-OUTPT
- CATARACT LASER CENTER

Apply Filter





Credit Balance



Credits by Aging Bucket

Profile Name

- ProfilePracticeAddressName
- ANDREW JUSKO, MD

Primary Insurance

- PrimaryInsurance Desc
- AETNA HEALTH PLANS-MC/SC/PPO
- AETNA-COMMERCIAL
- AETNA-MEDICARE

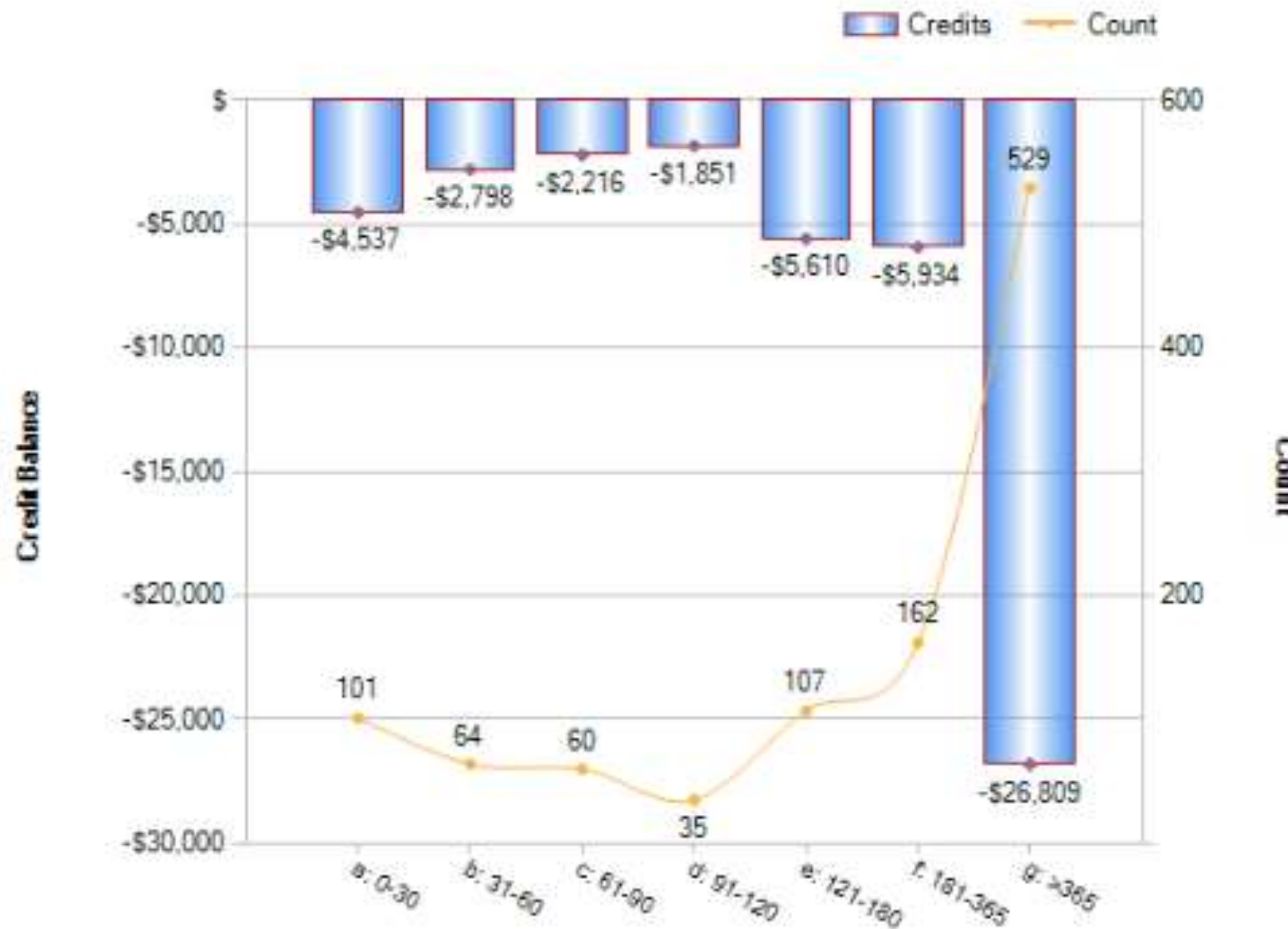
Financial Class

- Financial Class Description
- BAD DEBT
- BLUE CROSS/BLUE SHIELD
- BMC HEALTHNET

Active Insurance Code

- ActiveInsuranceCode
- ( null )
- A001
- AARP

Apply Filter



<b>Total Credit Count</b>	1,058
<b>Total Credit Amount</b>	-\$49,754
<b>Ins. Resp. Credits</b>	-\$29,106
<b>Patient Resp. Credits</b>	-\$20,648
<b>Credits Aged When Credit is Created</b>	

ProfileID ActiveInsuranceCode PrimaryInsurance Desc Financial Class Description DivisionDescription

Data Headers

InsuranceDueAging

Drop Column Fields Here

InsuranceDueAging	Grand Total			
	CreditAmt	InsResp	PatResp	Count
a: 0-30	-\$4,537	-\$595	-\$3,942	101
b: 31-60	-\$2,798	-\$640	-\$2,158	64
c: 61-90	-\$2,216	-\$824	-\$1,391	60
d: 91-120	-\$1,851	-\$426	-\$1,425	35
e: 121-180	-\$5,610	-\$2,739	-\$2,871	107
f: 181-365	-\$5,934	-\$2,659	-\$3,275	162
g: >365	-\$26,809	-\$21,222	-\$5,586	529
<b>Grand Total</b>	<b>-\$49,754</b>	<b>-\$29,106</b>	<b>-\$20,648</b>	<b>1,058</b>



Refunds Patient Refunds \$1,933 Insurance Refunds \$1,213 Total Refunds \$3,146



Profile Name

- ProfilePracticeAddressName
- ANDREW JUSKO, MD

Provider Name

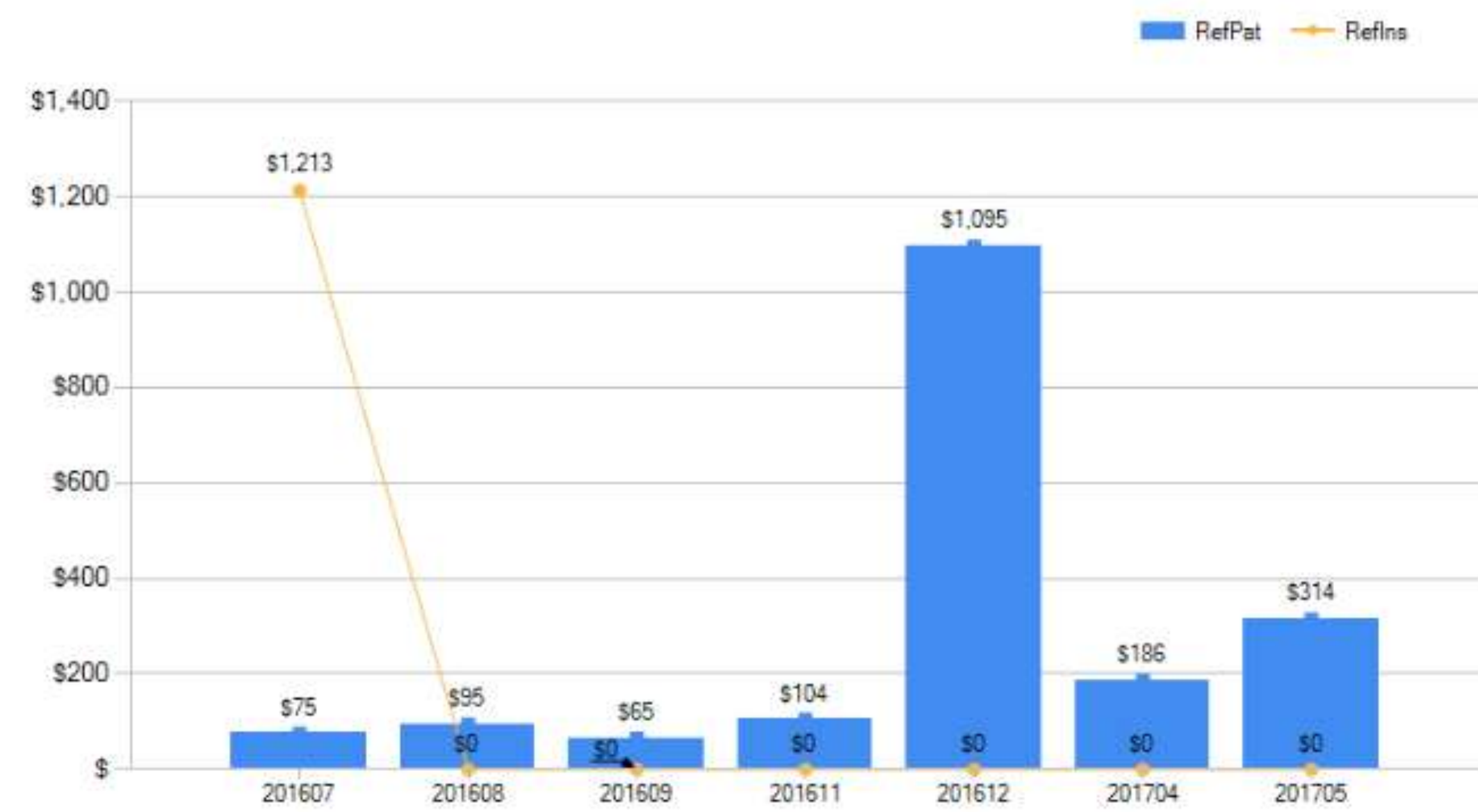
- ProvidingPhysician FullName
- ANDREW JUSKO
- CHRISTOPHER SYMOLON
- DEBRA O'DONNELL-COHEN
- ELIZABETH T ARSENIO
- LARRY MCCOY

Service Location

- ServiceLocation Desc
- EAST LONGMEADOW-SATELLITE OF
- EYESIGHT AND SURGERY ASSOCIATI

Apply Filter

Refunds





Provider Statistics



Calendar ExtPeriod ProfilePracticeAddressName

Data Headers

Drop Column Fields Here

				Grand Total										
ProvidingPhysician FullName	ServiceLocation Desc	Procedure Code	Calendar Year	Charges	InsPymt	PatPymt	TtlPymt	Count	InsAdj	PatAdj	TtlAdj	Refunds	AmountRemaining	
ANDREW JUSKO	BAYSTATE MEDICAL CENTER-ER			375	184		184	4	187	4	191	0		
	BAYSTATE MEDICAL CENTER-INPT			2,810	1,674	81	1,755	17	915	41	956	0	357	
	BAYSTATE MEDICAL CTR-OUTPT	65426	2016	7,500	3,651	262	3,912	10	2,449	-262	2,188	0	-126	
			2017	2,250	2,011		2,011	3	1,865	0	1,865	0		
		65426 Total			9,750	5,662	262	5,923	13	4,314	-262	4,053	0	-126
		65780			3,000	1,364		1,364	2	1,636	0	1,636	0	
		65855							0	0	0	0	0	
		66825			1,000	551		551	1	449	0	449	0	
		66982			78,000	29,699	420	30,119	39	43,803	2,000	45,803	0	2,318
		66984			196,350	73,144	257	73,400	119	123,968	1,650	125,618	0	2,924
		67010			850				2	-576	1,700	1,124	0	
		99231					75	75	0	0	0	0	0	
	99232							0	0	0	0	0		
	TORIIOL			3,285		3,186	3,186	3	0	104	104	0	-5	
	BAYSTATE MEDICAL CTR-OUTPT Total			292,235	110,420	4,199	114,619	179	173,593	5,193	178,786	0	5,112	
CATARACT LASER CENTER			1,712,365	624,710	77,540	702,250	1,190	930,830	11,505	942,335	150	122,100		
EAST LONGMEADOW-SATELLITE OFFICE			572,663	286,468	41,310	327,778	4,310	196,857	7,983	204,840	0	59,541		
EYESIGHT AND SURGERY ASSOCIATES			1,655,746	859,401	101,530	960,931	12,484	633,763	27,538	661,301	3,134	112,630		
MERCY MEDICAL CENTER-OUTPT				11		11	0	282	0	282	0			
SURGERY CENTER OF NEW ENGLAND			595	215		215	1	380	0	380	0			
ANDREW JUSKO Total			4,236,789	1,883,084	224,660	2,107,743	18,185	1,936,806	52,263	1,989,070	3,284	299,740		
CHRISTOPHER SYMOLON			1,713,029	592,849	82,262	675,111	14,096	922,392	37,876	960,268	251	159,674		
DEBRA O'DONNELL-COHEN			346,172	111,997	43,943	155,940	2,816	168,973	17,107	186,080	300	4,512		
ELIZABETH T ARSENIO			881,526	425,812	26,407	452,219	6,512	374,343	12,349	386,692	140	60,667		